

# Instructions



No. CO-88

Skinny Twister™

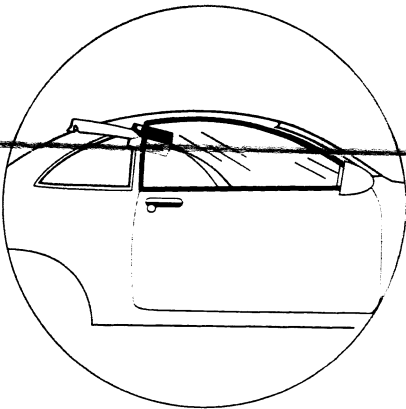
This ultra-thin car opening tool will hold a twist and allow you to reach lock buttons, rockers and handles, when the glass window on a frameless door is interlocked into the top window channel.

## PREPARATION

Use tool with the HPC No. AS-1 Autosleeve™ or apply a lubricant (such as liquid dish soap) onto the tool. This will help to prevent damaging the rubber seals around window and door of vehicle.

## INSERTION

While inserting the tool into the vehicle, you can twist this tool to position it to reach buttons, rockers and handles. The tool will hold the shape you create. You can twist the tool prior to insertion or during insertion.



## USING THE OPTIONAL CORD

The use of the optional cord can maximize the flexibility of this tool. You can attach the cord on either end of the Skinny Twister™. Use the cords to create flexing action or to make fine adjustments to tip location.

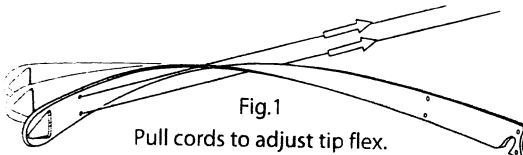



Fig.1

Pull cords to adjust tip flex.



051908 35T00-311-00

© 2008 HPC, Inc. • Schiller Park, IL • 60176 • USA • [www.hpcworld.com](http://www.hpcworld.com)