

# Instructions

# HPC

## Universal Air Wedge®

No. AW-100

Like HPC's Original Air Wedge®, the Universal Air Wedge® is made of a sturdy vinyl and is equipped with a bulb pump and release valve for quick and easy inflating and deflating. The Universal Air Wedge® is capable of exerting extreme pressure. For this reason it is important that the user inflate the Universal Air Wedge® with care, and to the minimum amount needed to insert the car opening tool. HPC, Inc. cannot be held responsible for damage to persons, vehicles or materials.

When opening vehicles, the Universal Air Wedge® works just like the original HPC Air Wedge®. It slides in between the vehicle and door frame. Then, when inflated, offers ample room for the insertion of a car opening tool so that the vehicle can be opened safely and quickly from the inside. What makes the Universal Air Wedge® special is its increased width, giving you a larger gripping area for inserting the wedge into the top corner of tighter fitting doors.



1. With the Universal Air Wedge® deflated, slide it between the door and weather-stripping at the top corner of the vehicle door furthest from the hinges (Fig. 1).

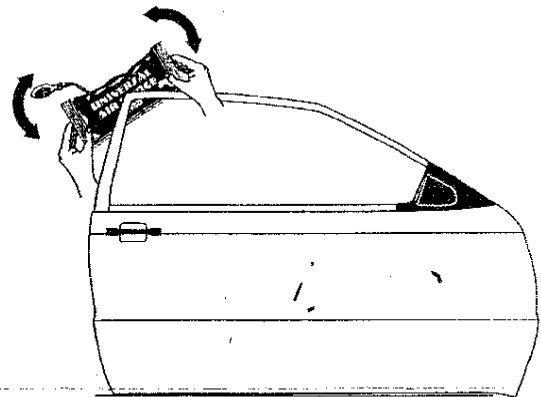


Fig. 1

2. Use the hand pump to inflate the Universal Air Wedge®, creating a gap between the door and weather-stripping. (Fig. 2)  
**CAUTION:** Inflate the Universal Air Wedge® only enough to insert the car opening tool.

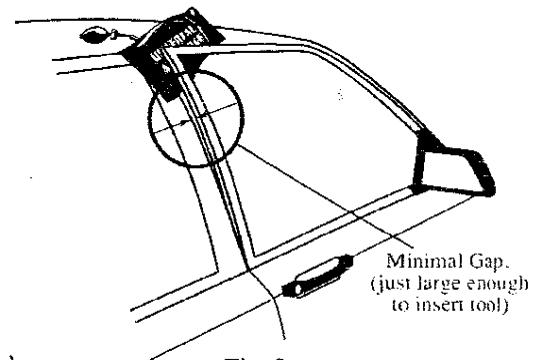


Fig. 2

3. Insert a car opening tool below the Universal Air Wedge® and unlock the vehicle from the inside (Fig. 3). Press the release button to deflate before opening the door.

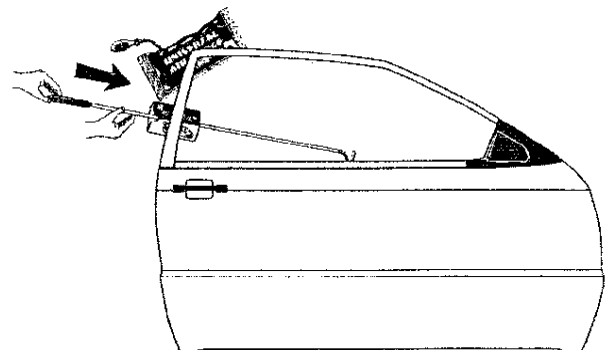


Fig. 3