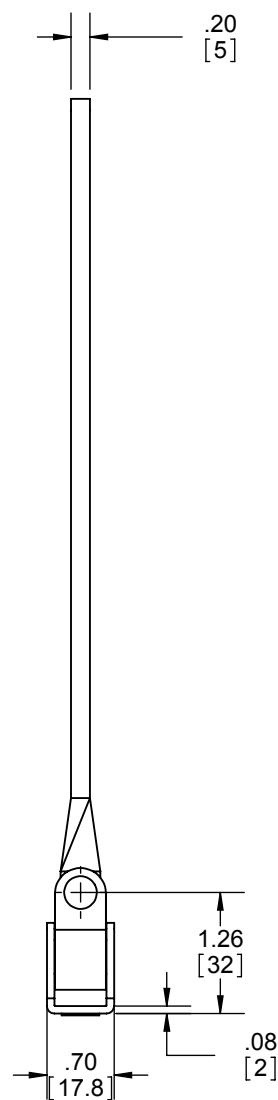
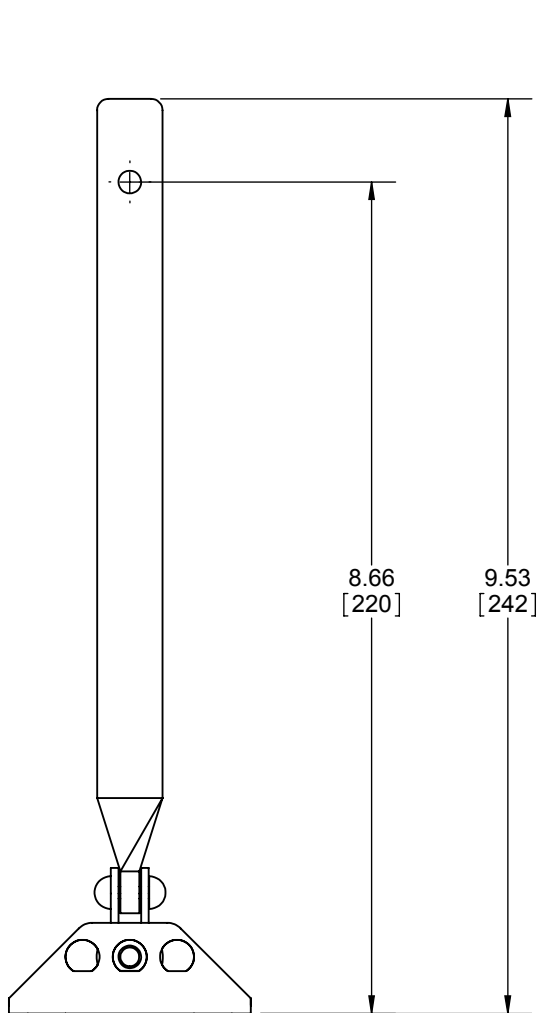
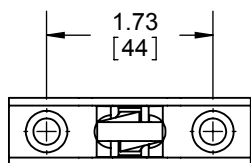


REV.	DESCRIPTION	ECO NO.	DATE
-	INITIAL CHECK IN		5/2/2008



**NOTE:**

1. CAST STEEL
2. NON HANDED
3. FOR REVEALS UP TO 4"[101.6] WHEN MOUNTING IN TOP JAMB APPLICATION

DIMENSIONS IN [ ] ARE IN MILLIMETERS



**PROPRIETARY & CONFIDENTIAL**

THE INFORMATION CONTAINED IN THIS DRAWING IS THE SOLE PROPERTY OF HAGER COMPANIES. ANY REPRODUCTION IN PART OR AS A WHOLE WITHOUT THE WRITTEN PERMISSION OF HAGER COMPANIES IS PROHIBITED.

HAGER RESERVES THE RIGHT TO MAKE DESIGN CHANGES WITHOUT NOTICE. CALL HAGER ENGINEERING AT 1-800-325-9995 FOR THE LATEST REVISION DATE OF TEMPLATE.

MATERIAL	FINISH
DO NOT SCALE DRAWING	

DRAWN	MRJ	5/2/08
ENG. APPR.	-	-
Q.A.		
TOLERANCES: FRACTIONAL: $\pm 0.015"$ ANGULAR: MACH: $\pm 1^\circ$ BEND: $\pm 1^\circ$ TWO PLACE DECIMAL: $\pm 0.01"$ THREE PLACE DECIMAL: $\pm 0.004"$		

5203/5303 STANDARD ROD AND SHOE		
SIZE	DWG. NO.	REV.
<b>A</b>	T-CL00036	-
SCALE: 1:4	WEIGHT:	SHEET 1 OF 2