

Installation types

Rebate seals for room doors are mounted in the groove of the frame or door.

Depending on the version, the bottom part of the seal is inserted directly into the groove (fig. 1) or the seal must be fitted with a carrier (fig. 2). Rebate seals for front doors are fitted in the door (fig. 3).

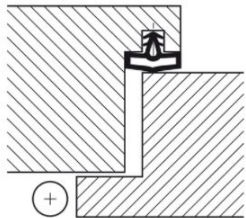


Fig. 1

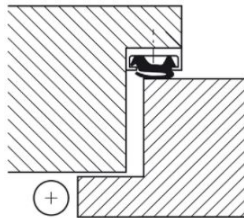


Fig. 2

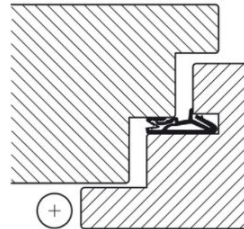


Fig. 3