

HAWA Junior 80/G







Set

- For 1 sliding door without upper track and lower guide channel

Item No.
940.84.007

Supplied With
Mounting instructions

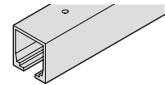










Set Components

Description	Material	Finish	Qty.	Item No.
 Double roller running gear	Wheels: Nylon	–	2 pcs.	940.80.012
 Suspension block with bolt, M10	Aluminum	silver colored anodized	2 pcs.	940.80.019
 Track stopper with adjustable retention spring	–	–	2 pcs.	940.80.040
 Cover Cap, for support profile	Plastic	anthracite	2 pcs.	942.56.029
 Wall buffer	Rubber	black	1 pc.	940.40.051
 Locking wrench to suspension plate	Steel	–	1 pc.	940.80.092

Note

Item numbers are valid for only 1 piece, when ordering individual components please state the desired amount. For 2 bi-parting sliding glass doors, please order 2 sets.

Individual Components

Description	Material	Finish	Length	Item No.
 Upper track, pre-drilled	Aluminum	clear anodized	1.4 m (4' 7 1/8")	940.80.140
			1.6 m (5' 3")	940.80.160
			1.8 m (5' 10 7/8")	940.80.180
			2 m (6' 6 3/4")	940.80.200
			2.2 m (7' 2 5/8")	940.80.220
			2.5 m (8' 2 7/16")	940.80.250
			3 m (9' 10 1/8")	940.80.300
			4 m (13' 1 1/2")	940.80.400
			6 m (19' 8 1/4")	940.80.600
 Support and glass suspension profile, glass thickness 8 – 10 mm (3/16" – 13/32")	Aluminum	anodized	6.5 m (21' 3 7/8")	942.56.765
 Cover for glass suspension, profile glass thickness of 8 – 10 mm (3/16" – 13/32")	Plastic	anthracite	–	942.44.060
 Support and glass suspension profile, glass thickness 12 – 16 mm (15/32" – 5/8")	Aluminum	anodized	6.5 m (21' 3 7/8")	942.56.865
 Cover for glass suspension, profile glass thickness of 12 – 16 mm (15/32" – 5/8")	Plastic	anthracite	–	942.44.061
 Glass holder, for glass thickness 8, 10, 12, 12.7, 14 and 16 mm. (5/16", 13/32", 15/32", 1/2", 9/16", 5/8") (4 pcs. required for each support and glass suspension profile)	Plastic	–	–	940.84.024
 Lower guide, rattle-free for glass thickness 8, 10 and 12.7 mm (3/16", 13/32", 1/2")	Steel	chrome-plated matt	–	940.40.032
 Floor mounted door stop 57 x 28 x 39 mm (2 1/4" x 1 1/8" x 1 9/16")	Aluminum	chrome-plated matt	–	940.40.052
 Floor guide, for bottom support and glass suspension profile	Plastic	–	–	940.84.037
 Guide track, 31 x 28 mm (1 1/4" x 1 1/8"), pre-drilled	Aluminum	anodized	6 m (19' 8 1/4")	946.03.600
 Guide piece, with zero clearance, 14 mm (9/16"), with carriage	Plastic	–	–	946.12.060

Dimensions in mm
Inches are approximate







HAWA Junior 120/G

Set

- For 1 sliding door without upper track and lower guide channel

Item No.
941.20.011

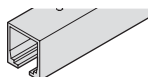











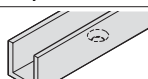
Set Components

	Description	Material	Finish	Qty.	Item No.
	Double roller running gear	Wheels: Nylon	–	2 pcs.	941.20.100
	Suspension bolt with bolt, M12	–	–	2 pcs.	941.20.025
	Track stopper with adjustable retention spring	–	–	2 pcs.	941.20.041
	Cover cap, for glass suspension profile	Plastic	anthracite gray	–	942.56.029
	Wall buffer	Rubber	black	1 pc.	940.40.051
	Locking wrench to suspension plate	Steel	–	1 pc.	941.20.091

Note

Item numbers are valid for only 1 piece, when ordering individual components please state the desired amount. For 2 bi-parting doors order 2 sets.

Individual Components

	Description	Material	Finish	Length/Qty	Item No.
	Upper tracks, pre-drilled	Aluminum	clear anodized	3 m (9' 10 1/8")	941.20.300
				4 m (13' 1 1/2")	941.20.400
				6 m (19' 8 1/4")	941.20.600
	Cover cap, for upper track	Zinc die-cast	chrome matt	–	941.20.029
	Support and glass suspension profile, glass thickness 8 – 10 mm (3/16" – 13/32")	Aluminum	anodized	6.5 m (21' 3 7/8")	942.56.765
	Cover for glass suspension, profile glass thickness of 8 – 10 mm (3/16" – 13/32")	Plastic	anodized	–	942.44.060
	Support and glass suspension profile, glass thickness 12 – 16 mm (15/32" – 5/8")	Aluminum	anodized	6.5 m (21' 3 7/8")	942.56.865
	Cover for glass suspension, profile glass thickness of 12 – 16 mm (15/32" – 5/8")	Plastic	anodized	–	942.44.061
	Glass holder, for glass thickness 8, 10, 12, 12.7, 14 and 16 mm (3/16", 13/32", 15/32", 1/2", 9/16", 5/8") (4 pcs. required for each support and glass suspension profile)	Aluminum	anodized	–	940.84.024
	Lower guide, rattle-free for glass thickness 8, 10 and 12.7 mm (3/16", 13/32", 1/2")	Steel	chrome-plated matt	–	940.40.032
	Floor mounted door stop 57 x 28 x 39 mm (2 1/4" x 1 1/8" x 1 9/16")	Aluminum	chrome-plated matt	–	940.40.052
	Floor guide, for bottom support and glass suspension profile	–	–	1 pc.	940.84.037
	Guide track, 31 x 28 mm (1 1/4" x 1 1/8"), pre-drilled	Aluminum	anodized	6 m (19' 8 1/4")	946.03.600
	Guide piece, with zero clearance, 14 mm (9/16"), with carriage	Plastic	–	–	946.12.060
	Lower guide channel, 20 x 20 x 3 mm (13/16" x 13/16" x 1/8")	Aluminum	anodized	6 m (19' 8 1/4")	941.00.960
		Aluminum	anodized	2.5 m (8' 2 7/16")	941.00.925
	Lower guide	Aluminum	anodized	–	940.84.033

Angle profile	page 1.288
Assembly wedge	page 1.289
Locks	page 1.357
Finishes	page 1.286

HAWA Junior 160/G

Set

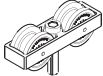
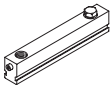
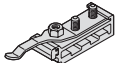


- For 1 sliding door without track

Item No.
941.60.009

Supplied With

Mounting instructions












Set Components

	Description	Material	Finish	Qty	Item No.
	Double roller running gear with M14 bolt	Wheels: Nylon	–	2 pcs.	941.60.014
	Suspension plate with M14 thread	–	–	2 pcs.	941.60.025
	Track stopper with adjustable retention spring	–	–	2 pcs.	941.60.041
	Cover cap, for support profile	Plastic	anthracite	2 pcs.	942.56.029
	Wall buffer	Rubber	black	1 pc.	941.60.051

Note

Item numbers are valid for only 1 piece, when ordering individual components please state the desired amount. For 2 bi-parting sliding glass doors, please order 2 sets.

Individual Components

	Description	Material	Finish	Length/Qty	Item No.
	Upper track, pre-drilled	Aluminum	clear anodized	3 m (9' 10 1/8")	941.60.301
				4 m (13' 1 1/2")	941.60.401
				6 m (19' 8 1/4")	941.60.601
	Support and glass suspension profile, glass thickness 8 – 10 mm (3/16" – 13/32")	Aluminum	anodized	6.5 m (21' 3 7/8")	942.56.765
	Cover for glass suspension, profile glass thickness of 8 – 10 mm (3/16" – 13/32")	Plastic	anodized	–	942.44.060
	Support and glass suspension profile, glass thickness 12 – 16 mm (15/32" – 5/8")	Aluminum	anodized	6.5 m (21' 3 7/8")	942.56.865
	Cover for glass suspension, profile glass thickness of 12 – 16 mm (15/32" – 5/8")	Plastic	anodized	–	942.44.061
	Glass holder, for glass thickness 8, 10, 12, 12.7, 14 and 16 mm (5/16", 13/32", 15/32", 1/2", 9/16", 5/8") (4 pcs. required for each support and glass suspension profile)	Aluminum	anodized	–	940.84.024
	Lower guide, rattle-free for glass thickness 8, 10 and 12.7 mm (3/16", 13/32", 1/2")	Steel	chrome-plated matt	–	940.40.032
	Floor mounted door stop 57 x 28 x 39 mm (2 1/4" x 1 1/8" x 1 9/16")	Aluminum	chrome-plated matt	–	940.40.052
	Floor guide, for bottom support and glass suspension profile	–	–	1 pc.	940.84.037
	Guide track, 31 x 28 mm (1 1/4" x 1 1/8"), pre-drilled	Aluminum	anodized	6 m (19' 8 1/4")	946.03.600
	Guide piece, with zero clearance, 14 mm (9/16"), with carriage	Plastic	–	–	946.12.060

Locks page 1.357

Finishes page 1.286

Dimensions in mm
Inches are approximate

HAWA Junior 250/G

Set







- For 1 sliding door without upper track and lower guide

Item No.
942.56.003

Supplied With

Mounting instructions













Set Components

	Description	Material	Finish	Qty.	Item No.
	Double roller running gear	Aluminum	–	2 pcs.	942.56.012
	Suspension block including M12 and clamping screw	Zinc alloy	–	2 pcs.	942.56.023
	Track stopper with adjustable retention spring	–	–	2 pcs.	942.56.041
	Cover cap, for glass suspension profile	Plastic	anthracite	2 pcs.	942.56.029
	Wall buffer	Rubber	black	1 pc.	941.60.051
	Wrench, for suspension block	Aluminum	clear anodized	1 pc.	940.40.092

Note

Item numbers are valid for only 1 piece, when ordering individual components please state the desired amount. For 2 bi-parting sliding glass doors, please order 2 sets.

Individual Components

	Description	Area of application	Material	Finish	Length/Qty	Item No.
	Upper track, pre-drilled		Aluminum	anodized	4 m (13' 1 1/2") 6 m (19' 8 1/4")	942.56.940 942.56.960
	Connecting pin set for upper track		–	–	–	942.56.091
	Support and glass suspension profile, glass thickness 8 – 10 mm (3/16" – 13/32")		Aluminum	anodized	6 m (19' 8 1/4")	942.56.765
	Cover for glass suspension, profile glass thickness of 8 – 10 mm (3/16" – 13/32")		Plastic	anthracite	–	942.44.060
	Support and glass suspension profile, glass thickness 12 – 16 mm (15/32" – 5/8")		Aluminum	anodized	6 m (19' 8 1/4")	942.56.865
	Cover for glass suspension, profile glass thickness of 12 – 16 mm (15/32" – 5/8")		Plastic	anthracite	–	942.44.061
	Glass holder, for glass thickness 8, 10, 12, 12.7, 14 and 16 mm (5/16", 13/32", 15/32", 1/2", 9/16", 5/8") (4 pcs. required for each support and glass suspension profile)		Plastic	–	–	940.84.024
	Lower guide, rattle-free for glass thickness 8, 10 and 12.7 mm (3/16", 13/32", 1/2")	Floor guide version 1	Steel	chrome plated matt	–	940.40.032
	Floor guide, for bottom support and glass suspension profile	– Floor guide version 2	–	–	1 pc.	940.84.037
	Guide track, 31 x 28 mm (1 1/4" x 1 1/8"), pre-drilled	Floor guide version 3	Aluminum	anodized	6 m (19' 8 1/4")	946.03.600
	Guide piece, with zero clearance, 14 mm (9/16"), with suspension block	Floor guide version 3	Aluminum	anodized	–	946.12.060
	Connecting pin, for guide channel (Order 2 pcs. for each guide track connection)	Floor guide version 3	Steel	galvanized	–	946.12.090
















Pull handles	pages 2.10-2.32
Door seals and accessories	page 1.290
Sliding door locks	pages 1.357, 1.364-1.367

HAWA Super 250/G

Individual Components

Order Specifications

- Upper track
- Type of lower guide or guide channel
- Door width
- Glass thickness
- Door weight
- Number of running gears (2 per door)
- Number of suspension plates (2 per door)
- Number of track stoppers (2 per door)

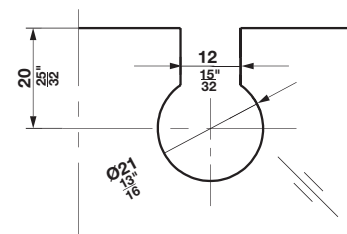
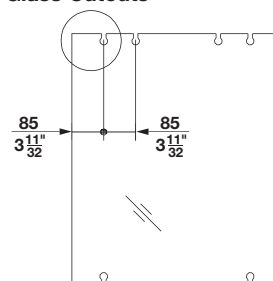
	Description	Material	Finish	Length/Qty	Item No.
	Upper track, side-drilled	Steel	stainless	6 m (19' 8 1/4")	942.42.601
	Upper track, with mounting flanges	Steel	stainless	6 m (19' 8 1/4")	942.43.601
	Lower guide channel, pre-drilled	Aluminum	anodized	6 m (19' 8 1/4")	946.03.600
	Connecting pin, notched	Steel	galvanized	–	946.12.090
	Lower guide, with plastic slider and suspension block	–	–	–	946.12.060
	Lower guide, rattle-free, for 8, 10, 12 and 12.7 mm (5/16", 13/32", 15/32" and 1/2") thick glass	–	–	–	940.40.032
	Floor guide, for bottom support and glass suspension profile	–	–	1 pc.	940.84.037
	Glass suspension profile 'G', 8 – 16 mm (5/16" – 5/8")	Aluminum	anodized	6.5 m (21' 3 15/16")	942.56.865
			unanodized		942.44.023
	Cover cap for glass suspension/retainer profile	Plastic	anthracite gray	–	942.44.061
	Running gear	Wheels: Steel	–	–	942.44.012
	Suspension plate, with suspension bolt M12	–	–	–	942.44.020
	Track stopper, to be drilled into upper track	Steel	galvanized	–	942.42.041
	Buffer, screw-on type	Rubber	black	–	941.60.051
	Cover cap, for glass suspension profile	Plastic	anthracite gray	–	942.56.029
	Glass holder insert, with M6 x 30 mm (1 3/16") screw	Plastic	–	–	940.84.024

Installation Plan

(included in fitting set), mounting instructions for planning and execution available upon request.

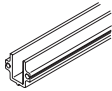







Locks	page 1.357
Glass edge protection profile	page 1.291
Finishes	page 1.286

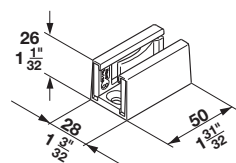
Glass Cutouts



Dimensions in mm
Inches are approximate

HAWA Individual Components

	Description	Material	Finish	Length	Item No.
	Lower guide channel, pre-drilled	Aluminum	anodized	6 m (19' 8 1/4")	946.03.600
	Connecting pin, notched	Steel	galvanized	–	946.12.090
	Lower guide, with plastic slider and suspension block	–	–	–	946.12.060
	Lower guide, (cannot be used in conjunction with bottom rail dead bolt locks)	–	–	–	940.84.037
	Spacer to rattle-free lower guide, GP version (940.40.032)	–	–	–	940.40.036
	Lower guide, rattle-free, for 8, 10, 12 and 12.7 mm (5/16", 13/32" 15/32" and 1/2") thick glass	–	–	–	940.40.032
	Glass edge protection profile, for 10 mm (13/32") glass	Plastic	transparent	3 m (9' 10 1/8")	946.16.301
	Glass edge protection profile, for 12.7 mm (1/2") glass				946.16.303
	Double-sided adhesive tape, for glass edge protection profiles	–	–	50 m (164' 1/2")	943.19.000



940.40.032

Dimensional data not binding. We reserve the right to alter specifications without notice.






HAWA Junior 80/M Set

- For a single sliding glass door without upper track and lower guide channel

1

	Item No.
	940.84.012





Set Components

	Description	Material	Finish	Qty.	Item No.
	Double roller running gear	–	–	2 pcs.	940.80.012
	Suspension plate with bolt, M10	Steel	galvanized	2 pcs.	940.81.027
	Track stopper with adjustable retention spring	-	-	2 pc.	940.80.040
	Lower guide, floor mounted	Plastic	gray	1 pc.	942.44.030
	Buffer, screw-mounted	Rubber	black	1 pc.	940.40.051

Note

Item numbers are valid only for 1 piece, when ordering individual components please state the desired amount. For 2 bi-parting metal sliding doors please order 2 sets. Lower guide channel and upper track have to be ordered separately. Installation plan for planning and execution available upon request.

Individual Components

	Description	Material	Finish	Length	Item No.
	Lower guide channel, 20 x 20 x 3 mm (13/16" x 13/16" x 1/8")	Aluminum	anodized	6 m (19' 8 1/4")	941.00.960
				2.5 m (8' 2 7/16")	941.00.925
	Lower guide channel, pre-drilled	Aluminum	anodized	6 m (19' 8 1/4")	946.03.600
	Connecting pin, notched	Steel	galvanized		946.12.090
	Upper Tracks, pre-drilled	Aluminum	clear anodized	1.4 m (4' 7 1/8")	940.80.140
				1.6 m (5' 3")	940.80.160
				1.8 m (5' 10 7/8")	940.80.180
				2 m (6' 6 3/4")	940.80.200
				2.2 m (7' 2 5/8")	940.80.220
				2.5 m (8' 2 7/16")	940.80.250
				3 m (9' 10 1/8")	940.80.300
				4 m (13' 1 1/2")	940.80.400
				6 m (19' 8 1/4")	940.80.600


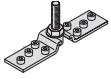





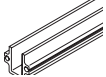


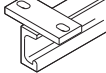
Dimensional data not binding. We reserve the right to alter specifications without notice.

HAWA Super 250/M

Individual Components

Order Specifications:

- Number of running gears
- Number of suspension plates
- Number of track stoppers
- Upper track length
- Lower guide channel length
- Door height and width
- Door weight
- Type of lower guide

	Description	Material	Finish	Length	Item No.
	Running gear with ball bearing wheels	Steel	–	–	942.44.012
	Suspension plate with bolt, M12	Steel	galvanized	–	942.44.026
	Upper track stopper to be drilled into upper track	–	–	–	942.42.041
	Lower guide with M10 threaded bolt	–	–	–	942.07.030
	Lower guide, floor mounted	Plastic	gray	–	942.44.030
	Buffer, screw-mounted	Rubber	black	–	941.60.051
	Lower guide channel, 20 x 20 x 3 mm (13/16" x 13/16" x 1/8")	Aluminum	anodized	6 m (19' 8 1/4")	941.00.960
				2.5 m (8' 2 7/16")	941.00.925
	Lower guide channel, pre-drilled	Aluminum	anodized	6 m (19' 8 1/4")	946.03.600
	Connecting pin, notched	Steel	galvanized	–	946.12.090
	Upper track, side-drilled	Stainless Steel	–	6 m (19' 8 1/4")	942.42.601
	Upper track, with mounting flanges	Stainless Steel	–	6 m (19' 8 1/4")	942.43.601

Note

Installation plan for planning and execution available upon request.

Dimensional data not binding. We reserve the right to alter specifications without notice.

HAWA Super 500/M

Individual Components

	Description	Material	Finish	Length	Item No.
	Running gear with ball bearing wheels	Steel	–	–	942.42.013
	Suspension plate with bolt, M12	Steel	galvanized	–	942.54.020
	Upper track stopper to be drilled into upper track	Steel	galvanized	–	942.42.041
	Lower guide with M10 threaded bolt	–	–	–	942.07.030
	Lower guide, floor mounted	Plastic	gray	–	942.44.030
	Buffer, screw-mounted	Rubber	black	–	941.60.051
	Spring-loaded door stop	–	–	–	942.30.051
	Lower guide channel, 20 x 20 x 3 mm (13/16" x 13/16" x 1/8")	Aluminum	anodized	6 m (19' 8 1/4")	941.00.960
				2.5 m (8' 2 7/16")	941.00.925
	Lower guide channel, pre-drilled	Aluminum	anodized	6 m (19' 8 1/4")	946.03.600
	Connecting pin, notched	Steel	galvanized	–	946.12.090
	Upper track, side-drilled	Stainless Steel	–	6 m (19' 8 1/4")	942.42.601
	Upper track, with mounting flanges	Stainless Steel	–	6 m (19' 8 1/4")	942.43.601

Note

Installation plan for planning and execution available upon request.

Dimensional data not binding. We reserve the right to alter specifications without notice.