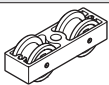



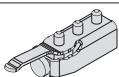





HAWA Junior 40/B Set

- For 1 sliding door without upper track

Item No.
940.41.007

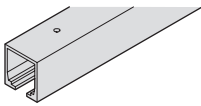
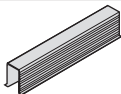
Set Components

	Description	Material	Finish	Qty.	Item No.
	Double roller running gear	Aluminum	–	2 pcs.	940.41.100
	Carrier profile with suspension plate, M8 bolt	–	–	2 pcs.	940.40.019
	End cap for carrier profile	Plastic	anthracite	2 pcs.	943.30.029
	Floor mounted guide, rattle-free	Plastic	black	1 pc.	940.40.031
	Track stopper with adjustable retention spring	Steel	–	1 pc.	940.40.041
	Wall buffer	Rubber	black	1 pc.	940.40.051
	Locking wrench for suspension plate	Steel	galvanized	1 pc.	940.40.092
	Hex key, 4 mm	Steel	chrome-plated	1 pc.	940.40.096

Note

Item numbers are valid only for one piece, when ordering individual components, please state the desired amount
Depending on application an additional track stopper has to be ordered with set. For 2 bi-parting doors, please order 2 sets.

Individual Components

	Description	Material	Finish	Length	Item No.
	Upper track, pre-drilled	Aluminum	clear anodized	1.4 m (4' 7 1/8")	940.40.140
				1.6 m (5' 3")	940.40.160
				1.8 m (5' 10 7/8")	940.40.180
				2 m (6' 6 3/4")	940.40.200
				3 m (9' 10 1/8")	940.40.300
				4 m (13' 1 1/2")	940.40.400
				6 m (19' 8 1/4")	940.40.600
	Guide rail, glue-in type	Plastic	black	1.3 m (4' 3 1/8")	940.41.130

Installation Plan

(Included in fitting set), mounting instructions for planning and execution available upon request.

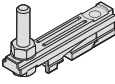










Confort guides	page 1.198
Angle profile	page 1.196
Other lower guide options	page 1.199
SoundEx bracket	page 1.197

Dimensions in mm
Inches are approximate

HAWA Aperto 60/H











Sliding Door

Individual Components

	Item No.
	Suspension carriage with integrated mounting block and M8 screw 943.30.020
	Running gear with 2 rollers and M8 screw 943.30.012
	Suspension profile 250 x 20 x 25 mm (9 27/32" x 28/32" x 1") 943.31.125
	Cover cap for suspension profile 20 x 25 mm (25/32" x 1") Plastic, anthracite gray 943.30.029
	Floor guide with mounting block 943.30.030
	Single bolt lock with square/hexagonal socket, clip-on escutcheon and Ø9 mm (11/32") bolt/guide pin 943.31.083
	Single bolt lock for 17 mm (11/16") profile cylinder, with Ø9 mm (11/32") bolt/guide pin 943.31.082
	Single bolt lock with square/hexagonal socket, clip-on escutcheon and Ø9 mm (11/32") bolt 943.31.080
	Single bolt lock for 17 mm (21/32") profile cylinder, with Ø9 mm (11/32") bolt 943.31.081
	Strike plate for 9 mm (11/32") bolt 943.31.090
	Socket key for bolt lock 943.04.090

Pivot Door

Individual Components

	Item No.
	Suspension profile 250 x 20 x 25 mm (9 27/32" x 28/32" x 1") 943.31.125
	Cover cap for suspension profile 20 x 25 mm (25/32" x 1") Plastic, gray 943.30.029
	Top pivot bearing for parallel parking area 943.30.022
	Pivot bearing for 90 mm (3 1/2") parking area 943.30.023
	Bottom pivot bearing for guide channel 943.30.032
	Bottom pivot bearing with thrust 2 bearing sleeve 20 mm (25/32") 943.30.033
	Adapter piece for inner running track Length: 300 mm (11 13/16") 943.30.090
	Adapter piece for outer running track Length: 300 mm (11 13/16") 943.30.091
	Mounting plate for 2 x single running track 943.30.024
	Wrench SW13 943.30.095

Note

Item numbers refer to only 1 pc. or 1 set. Please specify required quantity when ordering individual parts.

Dimensional data not binding. We reserve the right to alter specifications without notice.