



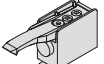




HAWA Junior 80/B Set

- For 1 sliding door without upper track and lower guide

Item No.
940.80.047

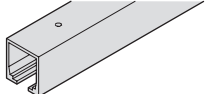
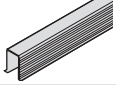


Set Components

	Description	Material	Finish	Qty.	Item No.
	Double roller running gear	Aluminum	–	2 pcs.	940.80.012
	Carrier profile with suspension plates, M10 bolt and set screw	–	–	2 pcs.	940.80.024
	End caps for carrier profile	Plastic	anthracite	2 pcs.	942.56.029
	Floor mounted guide, rattle-free	Plastic	black	1 pc.	940.40.031
	Track stopper with adjustable retention spring	Zinc die-cast	–	2 pcs.	940.80.040
	Wall buffer	Rubber	black	1 pc.	940.40.051
	Locking wrench for suspension plate	Steel	galvanized	1 pc.	940.80.092

Note

Item numbers are valid only for one piece, when ordering individual components, please state the desired amount.
Depending on application, an additional track stopper has to be ordered with set. For 2 bi-parting sliding doors, please order 2 sets.

Individual Components

	Description	Material	Finish	Length	Item No.
	Upper track, pre-drilled	Aluminum	clear anodized	1.4 m (4' 7 1/8")	940.80.140
				1.6 m (5' 3")	940.80.160
				1.8 m (5' 10 7/8")	940.80.180
				2 m (6' 6 3/4")	940.80.200
				2.2 m (7' 2 5/8")	940.80.220
				2.5 m (8' 2 7/16")	940.80.250
				3 m (9' 10 1/8")	940.80.300
				4 m (13' 1 1/2")	940.80.400
				6 m (19' 8 1/4")	940.80.600
	Guide rail, glue-in type	Plastic	black	1.3 m (4' 3 1/8")	940.41.130
	Assembly wedge, for doors running in the ceiling (2 pcs. per sliding door)	–	–	–	940.80.050
	Cover cap, for upper track	Zinc die-cast	chrome matt	–	940.80.021

Confort guides	page 1.198
Angle profile	page 1.196
Other lower guide options	page 1.199
SoundEx bracket	page 1.197
Soft close	page 1.195

Installation Plan

(Included in fitting set), mounting instructions for planning and execution available upon request.

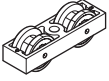
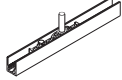





Dimensions in mm
Inches are approximate

HAWA Junior 120/B Set

- For 1 sliding door without upper track and lower guide channel

Item No.
941.20.009

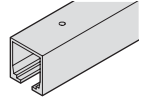
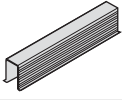
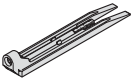

Set Components

	Description	Material	Finish	Qty.	Item No.
	Double roller running gear	Aluminum	–	2 pcs.	941.20.100
	Carrier profile with suspension plates, M12 bolt and set screw	–	–	2 pcs.	941.20.024
	End caps for carrier profile	Plastic	anthracite	2 pcs.	942.56.029
	Floor mounted guide, rattle-free	Plastic	black	1 pc.	940.40.031
	Track stopper with adjustable retention spring	–	–	1 pc.	941.20.041
	Wall buffer	Rubber	black	1 pc.	940.40.051
	Locking wrench for suspension plate	Steel	galvanized	1 pc.	941.20.091

Note

Item numbers are valid only for 1 piece, when ordering individual components, please state the desired amount.
Depending on application an additional track stopper has to be ordered with set. For 2 bi-parting sliding doors, please order 2 sets.

Individual Components

	Description	Material	Finish	Length	Item No.
	Upper track, pre-drilled	Aluminum	clear anodized	3 m (9' 10 1/8")	941.20.300
				4 m (13' 1 1/2")	941.20.400
				6 m (19' 8 1/4")	941.20.600
	Guide rail, glue-in type	Plastic	black	1.3 m (4' 3 1/8")	940.41.130
	Assembly wedge for doors running in the ceiling (2 pcs. per sliding door)	–	–	–	940.80.050
	Cover cap to upper track	Zinc die-cast	chrome matt	–	941.20.029

Installation Plan

(Included in fitting set), mounting instructions for planning and execution available upon request.


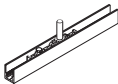





Confort guides	page 1.198
Other lower guide options	page 1.199
Angle profile	page 1.196
SoundEx bracket	page 1.197

HAWA Silenta 150/B Set

- For 1 sliding door without upper track and lower guide channel

Item No.
942.30.001

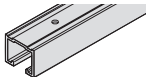
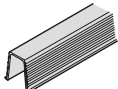
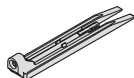
Set Components

	Description	Material	Finish	Qty.	Item No.
	Double roller running gear	–	–	2 pcs.	942.30.015
	Carrier profile with suspension plates, M12 bolt and set screw	–	–	2 pcs.	941.20.024
	End caps for carrier profile	Plastic	anthracite	2 pcs.	942.56.029
	Floor mounted guide, rattle-free	Plastic	black	1 pc.	941.60.031
	Track stopper with adjustable retention spring	–	–	1 pc.	942.30.042
	Wall buffer	Rubber	black	1 pc.	941.60.051
	Locking wrench for suspension plate	Steel	galvanized	1 pc.	941.20.091

Note

Item numbers are valid only for one piece, when ordering individual components, please state the desired amount.
For 2 bi-parting sliding doors, please order 2 sets.

Individual Components

	Description	Material	Finish	Length	Item No.
	Upper track, pre-drilled	Aluminum	clear anodized	2.5 m (8' 2 7/16")	942.30.250
				3.5 m (11' 5 13/16")	942.30.350
				6 m (19' 8 1/4")	942.30.600
	Guide rail, glue-in type	Plastic	black	3 m (9' 10 1/8")	941.61.130
	Assembly wedge for doors running in the ceiling (2 pcs. per sliding door)	–	–	–	940.80.050

Installation Plan

(Included in fitting set), mounting instructions for planning and execution available upon request.

Confort guides	page 1.198
Other lower guide options	page 1.199





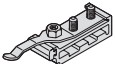

Dimensional data not binding. We reserve the right to alter specifications without notice.

HAWA Junior 160/B Set

- For 1 sliding door without upper track and lower guide channel

Item No.
941.60.002


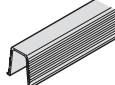
Set Components

	Description	Material	Finish	Qty.	Item No.
	Double roller running gear with M14 bolt	–	–	2 pc.	941.60.014
	Carrier profile with suspension plates and set screw	–	–	2 pc.	941.60.024
	End caps for corner profile	Plastic	anthracite	2 pc.	942.56.029
	Floor mounted guide, rattle-free	Plastic	black	1 pc.	941.60.031
	Track stopper with adjustable retention spring	–	–	1 pc.	941.60.041
	Wall buffer	Rubber	black	1 pc.	941.60.051

Note

Item numbers are valid only for 1 piece, when ordering individual components, please state the desired amount.
Depending on application an additional track stopper has to be ordered with set. For 2 bi-parting sliding doors, please order 2 sets.

Individual Components

	Description	Material	Finish	Length	Item No.
	Upper track, pre-drilled	Aluminum	clear anodized	3 m (9' 10 1/8")	941.60.301
				4 m (13' 1 1/2")	941.60.401
				6 m (19' 8 1/4")	941.60.601
	Guide rail, glue-in type	Plastic	black	3 m (9' 10 1/8")	941.61.130

Installation Plan

(Included in fitting set), mounting instructions for planning and execution available upon request.

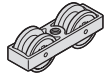
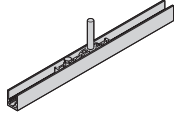


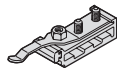


Confort guides	page 1.198
Other lower guide options	page 1.199

HAWA Junior 250/B Set

- For 1 sliding door without upper track and lower guide channel

	Item No.
	942.56.002

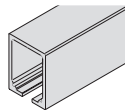
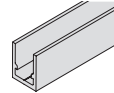
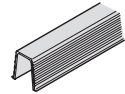

Set Components

	Description	Material	Finish	Qty.	Item No.
	Double roller running gear	–	–	2 pcs.	942.56.012
	Carrier profile with suspension plates and M12 hanger bolt	–	–	2 pcs.	942.56.024
	End caps for carrier profile	Plastic	anthracite gray	2 pc.	942.56.029
	Floor mounted guide, rattle-free	Plastic	black	1 pc.	941.60.031
	Track stopper with adjustable retention spring	–	–	1 pc.	942.56.041
	Wall buffer	Rubber	black	1 pc.	941.60.051
	Locking wrench	Steel	–	1 pc.	941.20.091

Note

Item numbers are valid only for 1 piece, when ordering individual components, please state the desired amount.
Depending on application an additional track stopper has to be ordered with set. For 2 bi-parting sliding doors, please order 2 sets.

Individual Components

	Description	Material	Finish	Length	Item No.
	Upper track, pre-drilled	Aluminum	clear anodized	4 m (13' 1 1/2")	942.56.940
				6 m (19' 8 1/4")	942.56.960
	Suspension profiles	Aluminum	clear anodized	2.5 m (8' 2 7/16")	946.14.925
				6.5 m (21' 3 15/16")	946.08.651
	Guide rail, glue-in type	Plastic	black	3 m (9' 10 1/8")	941.61.130
	Connecting bolts, for upper tracks	Steel	galvanized	–	942.56.090

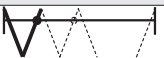

Installation Plan

(Included in fitting set), mounting instructions for planning and execution available upon request.












Confort guides	page 1.198
Other lower guide options	page 1.199

Dimensions in mm
Inches are approximate

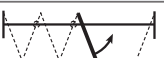

HAWA Varifold 80/H Set

		Item No.
	Basic set with lower pivot with lower guide	943.29.010
	Basic set with lower pivot without lower guide	943.29.011
	Additional set with guide channel	943.29.012







Set Components

	Description	Material	Finish	943.29.010	943.29.011	943.29.012	Item No.
	Upper pivot with suspension block	-	-	1 pc.	1 pc.	-	943.27.022
	Door stopper with adjustable catch	-	-	1 pc.	1 pc.	1 pc.	943.27.043
	Running gear, M10 with suspension plate	-	-	1 pc.	1 pc.	-	943.27.012
	Running gear, M10 with distance spacer	-	-	-	-	1 pc.	943.27.021
	Carrier profile, 208 mm (8 3/16")	Aluminum	anodized	5 pcs.	4 pcs.	3 pcs.	940.81.080
	Thrust bearing for lower guide channel, includes lower pivot	-	-	1 pc.	-	-	943.28.028
	Thrust bearing, used w/o lower guide channel, includes lower pivot	-	-	-	1 pc.	-	943.28.029
	Lower guide	Slider: Plastic	-	1 pc.	-	1 pc.	943.28.027
	Cover cap to carrier profile	Plastic	anthracite	5 pcs.	4 pcs.	3 pcs.	942.56.029
	Vertical adjustment wrench, 19 mm (3/4")	-	-	1 pc.	1 pc.	-	943.27.090
" data-bbox="95 528 130 555"/>	Wrench, 10/11 mm (13/32"/>" data-bbox="95 528 130 555"/>	-	-	1 pc.	1 pc.	-	941.20.091
	Wrench, 13 mm (1/2")	-	-	1 pc.	1 pc.	-	943.30.095

Set for Pivot Doors

		Item No.
	Pivot door set attached to folding doors	943.29.013
	Pivot door set with guide channel	943.29.014
	Pivot door set without guide channel	943.29.015

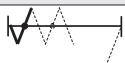
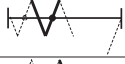
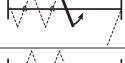

Set Components

	Description	Material	Finish	943.29.013	943.29.014	943.29.015	Item No.
	Upper pivot with suspension block	-	-	-	1 pc.	1 pc.	943.27.022
	Door stopper with suspension block	-	-	1 pc.	1 pc.	1 pc.	943.27.043
	Carrier profile, 208 mm (8 3/16")	Aluminum	anodized	1 pc.	3 pcs.	3 pcs.	940.81.080
	Thrust bearing for lower guide channel, includes lower pivot	-	-	-	1 pc.	-	943.28.028
	Thrust bearing, used w/o lower guide channel, includes lower pivot	-	-	-	-	1 pc.	943.28.029
	Cover cap to carrier profile	Plastic	anthracite	1 pc.	3 pcs.	3 pcs.	942.56.029












Note

Item numbers are valid for only 1 piece, when ordering individual components please state the desired amount.
Set does not include the upper tracks, lower guide channels, hinges or locks.

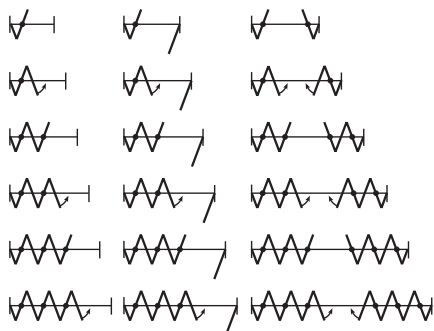
HAWA Centerfold 80/H Set

	Item No.
 Basic set with lower pivot	943.27.100
 Additional set	943.27.101
 Pivot door set attached to folding doors	943.29.013
 Pivot door set w/o guide channel	943.29.015

Set Components

Description	Material	Finish	943.27.100 Qty.	943.27.101 Qty.	943.29.013 Qty.	943.29.015 Qty.	Item No.
 Upper pivot with suspension block			1 pc.	–	–	1 pc.	943.27.022
 Door stopper with adjustable catch			1 pc.	1 pc.	1 pc.	1 pc.	943.27.043
 Running gear, M10 with suspension plate			1 pc.	–	–	–	943.27.012
 Running gear, M10 with distance spacer			–	1 pc.	–	–	943.27.021
 Carrier profile 208 mm (8 3/16")	Aluminum	anodized	2 pcs.	–	1 pc.	3 pcs.	940.81.080
 Carrier profile 550 mm (21 5/8")	Aluminum	anodized	1 pc.	1 pc.	–	–	940.81.081
 Thrust bearing, used w/o lower guide channel, includes lower pivot			1 pc.	–	–	1 pc.	943.28.029
 Cover cap to carrier profile	Plastic	anthracite	3 pcs.	1 pc.	1 pc.	3 pcs.	942.56.029
 Vertical adjustment wrench, 19 mm (3/4")			1 pc.	–	–	–	943.27.090
 Wrench, 10/11 mm (13/32"/7/16") for suspension assembly			1 pc.	–	–	–	941.20.091
 Wrench, 13 mm (1/2")			1 pc.	–	–	–	943.30.095

Installation Examples:



Dimensional data not binding. We reserve the right to alter specifications without notice.

Dimensions in mm
Inches are approximate

HAWA Junior 80/G







Set

- For 1 sliding door without upper track and lower guide channel

Item No.
940.84.007

Supplied With
Mounting instructions

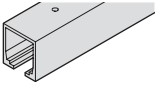










Set Components

	Description	Material	Finish	Qty.	Item No.
	Double roller running gear	Wheels: Nylon	–	2 pcs.	940.80.012
	Suspension block with bolt, M10	Aluminum	silver colored anodized	2 pcs.	940.80.019
	Track stopper with adjustable retention spring	–	–	2 pcs.	940.80.040
	Cover Cap, for support profile	Plastic	anthracite	2 pcs.	942.56.029
	Wall buffer	Rubber	black	1 pc.	940.40.051
	Locking wrench to suspension plate	Steel	–	1 pc.	940.80.092

Note

Item numbers are valid for only 1 piece, when ordering individual components please state the desired amount. For 2 bi-parting sliding glass doors, please order 2 sets.

Individual Components

	Description	Material	Finish	Length	Item No.
	Upper track, pre-drilled	Aluminum	clear anodized	1.4 m (4' 7 1/8")	940.80.140
				1.6 m (5' 3")	940.80.160
				1.8 m (5' 10 7/8")	940.80.180
				2 m (6' 6 3/4")	940.80.200
				2.2 m (7' 2 5/8")	940.80.220
				2.5 m (8' 2 7/16")	940.80.250
				3 m (9' 10 1/8")	940.80.300
				4 m (13' 1 1/2")	940.80.400
				6 m (19' 8 1/4")	940.80.600
	Support and glass suspension profile, glass thickness 8 – 10 mm (3/16" – 13/32")	Aluminum	anodized	6.5 m (21' 3 7/8")	942.56.765
	Cover for glass suspension, profile glass thickness of 8 – 10 mm (3/16" – 13/32")	Plastic	anthracite	–	942.44.060
	Support and glass suspension profile, glass thickness 12 – 16 mm (15/32" – 5/8")	Aluminum	anodized	6.5 m (21' 3 7/8")	942.56.865
	Cover for glass suspension, profile glass thickness of 12 – 16 mm (15/32" – 5/8")	Plastic	anthracite	–	942.44.061
	Glass holder, for glass thickness 8, 10, 12, 12.7, 14 and 16 mm. (5/16", 13/32", 15/32", 1/2", 9/16", 5/8") (4 pcs. required for each support and glass suspension profile)	Plastic	–	–	940.84.024
	Lower guide, rattle-free for glass thickness 8, 10 and 12.7 mm (3/16", 13/32", 1/2")	Steel	chrome-plated matt	–	940.40.032
	Floor mounted door stop 57 x 28 x 39 mm (2 1/4" x 1 1/8" x 1 9/16")	Aluminum	chrome-plated matt	–	940.40.052
	Floor guide, for bottom support and glass suspension profile	Plastic	–	–	940.84.037
	Guide track, 31 x 28 mm (1 1/4" x 1 1/8"), pre-drilled	Aluminum	anodized	6 m (19' 8 1/4")	946.03.600
	Guide piece, with zero clearance, 14 mm (9/16"), with carriage	Plastic	–	–	946.12.060

Dimensional data not binding. We reserve the right to alter specifications without notice.

Dimensions in mm
Inches are approximate










HAWA Symmetric 80/G Set

- For bi-parting doors, without upper track and floor guide

	Item No.
	940.81.002

Supplied With
Mounting instructions

Set Components

	Description	Material	Finish	Length	Qty.	Item No.
	Double roller running gear	Aluminum	–	–	4 pcs.	940.80.012
	Suspension block, including M10 bolt and clamping screw	Aluminum	–	–	4 pcs.	940.80.018
	Track stopper with adjustable retention spring	–	–	–	1 pc.	940.80.040
	Cover Cap, for glass suspension profile	Plastic	anthracite	–	4 pcs.	942.56.029
	Locking wrench to suspension plate	Steel	–	–	1 pc.	940.80.092
	Deflection roller	–	–	–	2 pcs.	940.80.075
	Clamping piece, for toothed belt	–	–	–	2 pcs.	940.80.083
	Toothed belt for 2 sliding doors with maximum width 1.2 m (47 1/4")	–	–	10 m (32' 9 11/16")	1 pc.	940.80.077
	Wall buffer	Rubber	black	–	2 pcs.	940.40.051

Note
Tracks and glass suspension profile, refer to Junior 80/G page 1.254.

Pull handles	pages 2.10-2.32
Toplock	pages 1.352-1.356
Flush pulls	pages 1.363, 1.371-1.373













Dimensions in mm
Inches are approximate

HAWA Telescopic 80/G Set

- For 2 sliding doors, without running track and floor guide

Item No.
940.80.090

Set Components

	Description	Material	Finish	Length	Qty.	Item No.
	Double roller running gear	Aluminum	–	–	4 pcs.	940.80.012
	Suspension block, including M10 bolt and clamping screw	Aluminum	silver colored anodized	–	4 pcs.	940.80.018
	Track stopper with adjustable retention spring	–	–	–	2 pcs.	940.80.040
	Cover Cap, for glass suspension profile	Plastic	anthracite	–	8 pcs.	942.56.029
	Glass holder, for glass thickness 8, 10, 12, 12.7, 14 and 16 mm (5/16", 13/32", 15/32", 1/2", 9/16", 5/8") (4 pcs. required for each support and glass suspension profile)	Plastic	–	–	8 pcs.	940.84.024
	Deflection roller, with long mounting plate	–	–	–	1 pc.	947.00.048
	Deflection roller, with short mounting plate	–	–	–	1 pc.	947.00.049
	Follower, wide	Aluminum	silver colored anodized	–	1 pc.	947.00.050
	Toothed belt, glass-fiber reinforced	–	black	2.7 m (8' 10 5/16")	1 pc.	947.00.054
	Clamp for wall mounting/ceiling installation, for toothed belt, complete	–	–	–	1 pc.	947.00.053
	Driver counter plate, wide	–	–	–	1 pc.	947.00.051
	Suspension block	–	–	–	3 pcs.	940.80.016
	Wall buffer	Rubber	black	–	1 pcs.	940.40.051
	Guide, complete	–	–	–	1 pc.	940.80.091
	Floor guide, for bottom support and glass suspension profile	Plastic	–	–	1 pc.	940.84.037

Note

Tracks and glass suspension profile. Refer to Junior 80/G page **1.254**. Please order separately.

Pull handles	pages 2.10-2.32
Toplock	pages 1.352-1.356
Flush pulls	pages 1.363, 1.371-1.373







HAWA Junior 120/G

Set

- For 1 sliding door without upper track and lower guide channel

Item No.
941.20.011

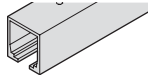











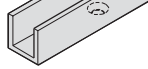
Set Components

	Description	Material	Finish	Qty.	Item No.
	Double roller running gear	Wheels: Nylon	–	2 pcs.	941.20.100
	Suspension bolt with bolt, M12	–	–	2 pcs.	941.20.025
	Track stopper with adjustable retention spring	–	–	2 pcs.	941.20.041
	Cover cap, for glass suspension profile	Plastic	anthracite gray	–	942.56.029
	Wall buffer	Rubber	black	1 pc.	940.40.051
	Locking wrench to suspension plate	Steel	–	1 pc.	941.20.091

Note

Item numbers are valid for only 1 piece, when ordering individual components please state the desired amount. For 2 bi-parting doors order 2 sets.

Individual Components

	Description	Material	Finish	Length/Qty	Item No.
	Upper tracks, pre-drilled	Aluminum	clear anodized	3 m (9' 10 1/8")	941.20.300
				4 m (13' 1 1/2")	941.20.400
				6 m (19' 8 1/4")	941.20.600
	Cover cap, for upper track	Zinc die-cast	chrome matt	–	941.20.029
	Support and glass suspension profile, glass thickness 8 – 10 mm (3/16" – 13/32")	Aluminum	anodized	6.5 m (21' 3 7/8")	942.56.765
	Cover for glass suspension, profile glass thickness of 8 – 10 mm (3/16" – 13/32")	Plastic	anodized	–	942.44.060
	Support and glass suspension profile, glass thickness 12 – 16 mm (15/32" – 5/8")	Aluminum	anodized	6.5 m (21' 3 7/8")	942.56.865
	Cover for glass suspension, profile glass thickness of 12 – 16 mm (15/32" – 5/8")	Plastic	anodized	–	942.44.061
	Glass holder, for glass thickness 8, 10, 12, 12.7, 14 and 16 mm (3/16", 13/32", 15/32", 1/2", 9/16", 5/8") (4 pcs. required for each support and glass suspension profile)	Aluminum	anodized	–	940.84.024
	Lower guide, rattle-free for glass thickness 8, 10 and 12.7 mm (3/16", 13/32", 1/2")	Steel	chrome-plated matt	–	940.40.032
	Floor mounted door stop 57 x 28 x 39 mm (2 1/4" x 1 1/8" x 1 9/16")	Aluminum	chrome-plated matt	–	940.40.052
	Floor guide, for bottom support and glass suspension profile	–	–	1 pc.	940.84.037
	Guide track, 31 x 28 mm (1 1/4" x 1 1/8"), pre-drilled	Aluminum	anodized	6 m (19' 8 1/4")	946.03.600
	Guide piece, with zero clearance, 14 mm (9/16"), with carriage	Plastic	–	–	946.12.060
	Lower guide channel, 20 x 20 x 3 mm (13/16" x 13/16" x 1/8")	Aluminum	anodized	6 m (19' 8 1/4")	941.00.960
		Aluminum	anodized	2.5 m (8' 2 7/16")	941.00.925
	Lower guide	Aluminum	anodized	–	940.84.033

Angle profile	page 1.288
Assembly wedge	page 1.289
Locks	page 1.357
Finishes	page 1.286

Dimensional data not binding. We reserve the right to alter specifications without notice.

HAWA Junior 160/G

Set


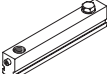
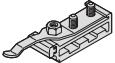


- For 1 sliding door without track

Item No.
941.60.009

Supplied With

Mounting instructions












Set Components

	Description	Material	Finish	Qty	Item No.
	Double roller running gear with M14 bolt	Wheels: Nylon	–	2 pcs.	941.60.014
	Suspension plate with M14 thread	–	–	2 pcs.	941.60.025
	Track stopper with adjustable retention spring	–	–	2 pcs.	941.60.041
	Cover cap, for support profile	Plastic	anthracite	2 pcs.	942.56.029
	Wall buffer	Rubber	black	1 pc.	941.60.051

Note

Item numbers are valid for only 1 piece, when ordering individual components please state the desired amount. For 2 bi-parting sliding glass doors, please order 2 sets.

Individual Components

	Description	Material	Finish	Length/Qty	Item No.
	Upper track, pre-drilled	Aluminum	clear anodized	3 m (9' 10 1/8")	941.60.301
				4 m (13' 1 1/2")	941.60.401
				6 m (19' 8 1/4")	941.60.601
	Support and glass suspension profile, glass thickness 8 – 10 mm (3/16" – 13/32")	Aluminum	anodized	6.5 m (21' 3 7/8")	942.56.765
	Cover for glass suspension, profile glass thickness of 8 – 10 mm (3/16" – 13/32")	Plastic	anodized	–	942.44.060
	Support and glass suspension profile, glass thickness 12 – 16 mm (15/32" – 5/8")	Aluminum	anodized	6.5 m (21' 3 7/8")	942.56.865
	Cover for glass suspension, profile glass thickness of 12 – 16 mm (15/32" – 5/8")	Plastic	anodized	–	942.44.061
	Glass holder, for glass thickness 8, 10, 12, 12.7, 14 and 16 mm (5/16", 13/32", 15/32", 1/2", 9/16", 5/8") (4 pcs. required for each support and glass suspension profile)	Aluminum	anodized	–	940.84.024
	Lower guide, rattle-free for glass thickness 8, 10 and 12.7 mm (3/16", 13/32", 1/2")	Steel	chrome-plated matt	–	940.40.032
	Floor mounted door stop 57 x 28 x 39 mm (2 1/4" x 1 1/8" x 1 9/16")	Aluminum	chrome-plated matt	–	940.40.052
	Floor guide, for bottom support and glass suspension profile	–	–	1 pc.	940.84.037
	Guide track, 31 x 28 mm (1 1/4" x 1 1/8"), pre-drilled	Aluminum	anodized	6 m (19' 8 1/4")	946.03.600
	Guide piece, with zero clearance, 14 mm (9/16"), with carriage	Plastic	–	–	946.12.060

Locks page 1.357

Finishes page 1.286

Dimensions in mm
Inches are approximate

HAWA Junior 250/G

Set







- For 1 sliding door without upper track and lower guide

Item No.
942.56.003

Supplied With

Mounting instructions













Set Components

	Description	Material	Finish	Qty.	Item No.
	Double roller running gear	Aluminum	–	2 pcs.	942.56.012
	Suspension block including M12 and clamping screw	Zinc alloy	–	2 pcs.	942.56.023
	Track stopper with adjustable retention spring	–	–	2 pcs.	942.56.041
	Cover cap, for glass suspension profile	Plastic	anthracite	2 pcs.	942.56.029
	Wall buffer	Rubber	black	1 pc.	941.60.051
	Wrench, for suspension block	Aluminum	clear anodized	1 pc.	940.40.092

Note

Item numbers are valid for only 1 piece, when ordering individual components please state the desired amount. For 2 bi-parting sliding glass doors, please order 2 sets.

Individual Components

	Description	Area of application	Material	Finish	Length/Qty	Item No.
	Upper track, pre-drilled		Aluminum	anodized	4 m (13' 1 1/2") 6 m (19' 8 1/4")	942.56.940 942.56.960
	Connecting pin set for upper track		–	–	–	942.56.091
	Support and glass suspension profile, glass thickness 8 – 10 mm (3/16" – 13/32")		Aluminum	anodized	6 m (19' 8 1/4")	942.56.765
	Cover for glass suspension, profile glass thickness of 8 – 10 mm (3/16" – 13/32")		Plastic	anthracite	–	942.44.060
	Support and glass suspension profile, glass thickness 12 – 16 mm (15/32" – 5/8")		Aluminum	anodized	6 m (19' 8 1/4")	942.56.865
	Cover for glass suspension, profile glass thickness of 12 – 16 mm (15/32" – 5/8")		Plastic	anthracite	–	942.44.061
	Glass holder, for glass thickness 8, 10, 12, 12.7, 14 and 16 mm (5/16", 13/32", 15/32", 1/2", 9/16", 5/8") (4 pcs. required for each support and glass suspension profile)		Plastic	–	–	940.84.024
	Lower guide, rattle-free for glass thickness 8, 10 and 12.7 mm (3/16", 13/32", 1/2")	Floor guide version 1	Steel	chrome plated matt	–	940.40.032
	Floor guide, for bottom support and glass suspension profile	– Floor guide version 2	–	–	1 pc.	940.84.037
	Guide track, 31 x 28 mm (1 1/4" x 1 1/8"), pre-drilled	Floor guide version 3	Aluminum	anodized	6 m (19' 8 1/4")	946.03.600
	Guide piece, with zero clearance, 14 mm (9/16"), with suspension block	Floor guide version 3	Aluminum	anodized	–	946.12.060
	Connecting pin, for guide channel (Order 2 pcs. for each guide track connection)	Floor guide version 3	Steel	galvanized	–	946.12.090
















Pull handles	pages 2.10-2.32
Door seals and accessories	page 1.290
Sliding door locks	pages 1.357, 1.364-1.367

HAWA Super 250/G

Individual Components

Order Specifications

- Upper track
- Type of lower guide or guide channel
- Door width
- Glass thickness
- Door weight
- Number of running gears (2 per door)
- Number of suspension plates (2 per door)
- Number of track stoppers (2 per door)

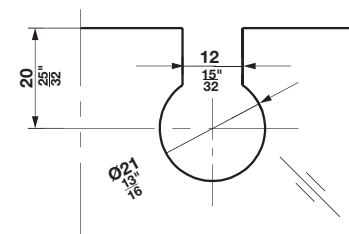
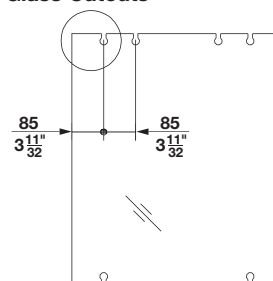
	Description	Material	Finish	Length/Qty	Item No.
	Upper track, side-drilled	Steel	stainless	6 m (19' 8 1/4")	942.42.601
	Upper track, with mounting flanges	Steel	stainless	6 m (19' 8 1/4")	942.43.601
	Lower guide channel, pre-drilled	Aluminum	anodized	6 m (19' 8 1/4")	946.03.600
	Connecting pin, notched	Steel	galvanized	–	946.12.090
	Lower guide, with plastic slider and suspension block	–	–	–	946.12.060
	Lower guide, rattle-free, for 8, 10, 12 and 12.7 mm (5/16", 13/32", 15/32" and 1/2") thick glass	–	–	–	940.40.032
	Floor guide, for bottom support and glass suspension profile	–	–	1 pc.	940.84.037
	Glass suspension profile 'G', 8 – 16 mm (5/16" – 5/8")	Aluminum	anodized	6.5 m (21' 3 15/16")	942.56.865
			unanodized		942.44.023
	Cover cap for glass suspension/retainer profile	Plastic	anthracite gray	–	942.44.061
	Running gear	Wheels: Steel	–	–	942.44.012
	Suspension plate, with suspension bolt M12	–	–	–	942.44.020
	Track stopper, to be drilled into upper track	Steel	galvanized	–	942.42.041
	Buffer, screw-on type	Rubber	black	–	941.60.051
	Cover cap, for glass suspension profile	Plastic	anthracite gray	–	942.56.029
	Glass holder insert, with M6 x 30 mm (1 3/16") screw	Plastic	–	–	940.84.024

Installation Plan

(included in fitting set), mounting instructions for planning and execution available upon request.

Locks	page 1.357
Glass edge protection profile	page 1.291
Finishes	page 1.286

Glass Cutouts



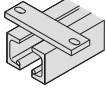




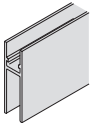








Dimensions in mm
Inches are approximate

HAWA Super 400/G

Individual Components

Order Specifications

- Upper track
- Type of lower guide or guide channel
- Door width
- Glass thickness
- Door weight
- Number of running gears (2 per door)
- Number of suspension plates (2 per door)
- Number of track stoppers (2 per door)

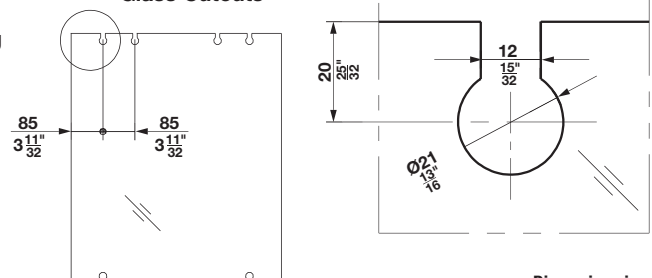
	Description	Material	Finish	Length	Item No.
	Upper guide, with mounting flanges	Steel	stainless	6 m (19' 8 1/4")	942.43.611
	Lower guide channel, 24 x 24 mm (15/16" x 15/16")	Aluminum	anodized	6 m (19' 8 1/4")	940.81.600
	Door stopper to lower guide channel	–	–	–	940.80.051
	Lower guide, with slider and suspension block	Plastic	–	–	946.12.060
	Lower guide, floor-mounted, (cannot be used in conjunction with deadbolt lock)	–	–	–	940.84.037
	Glass suspension profile 'G', 8 – 16 mm (5/16" – 5/8")	Aluminum	anodized	6.5 m (21' 3 15/16")	942.56.865
			unanodized		942.44.023
	Glass suspension profile, 8 – 16 mm (5/16" – 5/8")	Aluminum	unanodized	6.5 m (21' 3 15/16")	946.51.965
	Running gear	Wheels: Steel	–	–	942.41.014
	Suspension plate, with suspension bolt M12	Steel	galvanized	–	943.07.020
	Track stopper, to be drilled into upper track	Steel	galvanized	–	942.41.042
	Cover cap, for glass suspension profile "G"	Plastic	anthracite gray	–	942.56.029
	Cover cap, for glass suspension profile	Rubber	gray	–	946.50.020
	Glass holder insert, with M6 x 30 mm (1 3/16") screw	Plastic	–	–	940.84.024
	Cover cap for glass suspension/retainer profile	Plastic	anthracite gray	–	942.44.061

Note

It is important that the heavy glass sliding door isn't stopped only at one point, but at least at two points (top and bottom). It is to stop the door along the whole height. Please use recommended wall profile and rubber seal.

Locks	page 1.357
Glass edge protection profile	page 1.291
Finishes	page 1.286
Wall profile	page 1.290
Rubber seal	page 1.290

Glass Cutouts



Dimensions in mm
Inches are approximate