
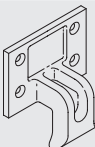
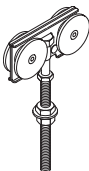

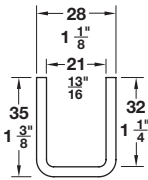


Straightaway 320

→ Individual Components

Description		Material	Finish	Length	Item No.
Wood door trolley hanger, vertical and lateral adjustment		Steel, ball bearing lubricated	–	–	942.52.010
Wood door guide, heavy-duty plough type. For minimum door thickness 44 mm (1 3/4") Note 2 pcs. required per panel		Steel	galvanized	–	942.51.030
Metal door trolley hanger, vertical and lateral adjustment, with extended pendant for use with hollow tubular frame sections up to 90 mm (3 9/16") deep or steel angle construction Note 2 pcs. required per panel; pendant can be field-cut		Steel, ball bearing lubricated	–	–	942.52.011
Metal door guide, for minimum door thickness 40 mm (1 9/16") Note 2 pcs. required per panel		Steel	galvanized Roller: brass	–	942.51.031
Floor channel, suitable for industrial type thresholds where vehicular traffic is likely.		Steel	galvanized	2.1 m (6' 10 11/16")	942.51.821
				3 m (9' 10 1/8")	942.51.830

Dimensional data not binding. Dimensions in mm, inches are approximate. We reserve the right to alter specifications without notice.