




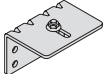

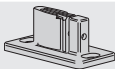


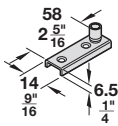
Häfele Slido D-Line11 240P Set

	Version	Supplied with	Item No.
For 1 door without running track	Without soft and self-closing mechanism	2 running gears 1 rattle-free floor guide 2 track stoppers with retaining spring	942.35.004

Note

Order 2 sets for bi-parting sliding doors. Please order running and guide tracks separately.

→ Tracks and Accessories

Description		Material	Finish	Width B	Length	Item No.
Wall mounting and ceiling installation						
Running track, pre-drilled W x H: 40.5 x 36.5 mm (1 19/32" x 1 7/16")		Aluminum	silver colored anodized	–	3 m (9' 10 1/8")	941.62.603
					6 m (19' 8 1/4")	941.62.606
Clip-on fascia Height: 68 mm (2 11/16")		Aluminum	silver colored anodized	–	3 m (9' 10 1/8")	940.43.130
					6 m (19' 8 1/4")	940.43.160
End cap set for clip-on fascia Height: 68 mm (2 11/16")		Steel	silver colored	68 mm (2 11/16")	–	941.62.020
Wall mounting						
Mounting bracket Height: 44.5 mm (1 3/4") (install every 400 mm (15 3/4"))		Steel	galvanized	–	51 mm (2")	941.62.416
Accessories						
Guide channel, bottom, for press-fitting		Plastic	black	–	1 m (39 3/8")	940.42.050
					1.5 m (59 1/16")	940.42.051
					2 m (6' 6 3/4")	940.42.052
Rattle-free floor guide		Plastic	black	–	–	940.42.203
Floor guide		Plastic	black	–	–	942.35.400
U-shaped guide channel 15 x 15 x 1.5 mm (9/16" x 9/16" x 1/16")		Aluminum	mill	–	6 m (19' 8 1/4")	940.42.602
Floor guide roller, Ø10 mm (3/8")		Steel	galvanized	–	–	940.42.032

Dimensional data not binding. Dimensions in mm, inches are approximate. We reserve the right to alter specifications without notice.