

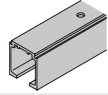

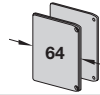


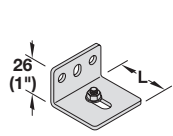
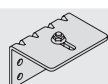



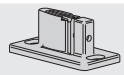

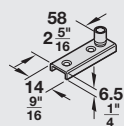
Häfele Slido D-Line11 160C Set

	Version	Supplied with	Item No.
For 1 door without running track	Without soft and self-closing mechanism	2 running gears 1 rattle-free floor guide 2 track stoppers with retaining spring	941.62.010

Note

Order 2 sets for bi-parting sliding doors. Please order running and guide tracks separately.

→ Tracks and Accessories

Description		Material	Finish	Wall distance track center	Length	Item No.
Wall mounting and ceiling installation						
Running track, pre-drilled W x H: 40.5 x 36.5 mm (1 19/32" x 1 7/16")		Aluminum	silver colored anodized	–	2 m (6' 6 3/4")	941.62.721
					3 m (9' 10 1/8")	941.62.731
					6 m (19' 8 1/4")	941.62.761
Clip-on fascia Height: 56 mm (2 7/32")		Aluminum	silver colored anodized	–	2 m (6' 6 3/4")	940.43.123
					3 m (9' 10 1/8")	940.43.133
					6 m (19' 8 1/4")	940.43.163
End cap set for clip-on fascia Height: 56 mm (2 7/32")		Steel	silver colored	–	–	940.43.037
Wall mounting						
Clip-on fascia Height: 50 mm (1 31/32")		Aluminum	silver colored anodized	–	2 m (6' 6 3/4")	941.62.404
					3 m (9' 10 1/8")	941.62.405
					6 m (19' 8 1/4")	941.62.406
End cap set for clip-on fascia Height: 50 mm (1 31/32")		Aluminum	silver colored anodized	–	–	941.62.412
Mounting bracket Height: 26 mm (1 1/32") (install every 400 mm (15 3/4"))		Steel	galvanized	16–25 mm (5/8"–31/32")	36 mm (1 13/32")	940.42.061
				18–33 mm (23/32"–1 5/16")	44 mm (1 23/32")	940.62.061
				33–55 mm (1 5/16"–2 5/32")	64 mm (2 17/32")	940.42.063
Mounting bracket Height: 44.5 mm (1 3/4") (install every 400 mm (15 3/4"))		Steel	galvanized	20–41 mm (25/32"–1 5/8")	51 mm (2")	941.62.416
Ceiling installation						
Clip-on fascia Height: 33 mm (1 5/16")		Aluminum	silver colored anodized	–	2 m (6' 6 3/4")	941.25.620
					3 m (9' 10 1/8")	941.25.630
					6 m (19' 8 1/4")	941.25.660
End cap set for clip-on fascia Height: 33 mm (1 5/16")		Aluminum	silver colored anodized	–	–	941.62.411
Accessories						
Guide channel, bottom, for press-fitting		Plastic	black	–	1 m (39 3/8")	940.42.050
					1.5 m (59 1/16")	940.42.051
					2 m (6' 6 3/4")	940.42.052
Rattle-free floor guide		Plastic	black	–	–	940.42.203
U-shaped guide channel 15 x 15 x 1.5 mm (9/16" x 9/16" x 1/16")		Aluminum	mill	–	6 m (19' 8 1/4")	940.42.602
Floor guide roller, Ø10 mm (3/8")		Steel	galvanized	–	–	940.42.032

Dimensional data not binding. Dimensions in mm, inches are approximate. We reserve the right to alter specifications without notice.














Häfele Slido D-Line11 240C Set

	Version	Supplied with	Item No.
For 1 door without running track	Without soft and self closing mechanism	2 running gears with left and right fascia clip 1 rattle-free floor guide 2 track stoppers with retaining spring	942.35.003

Note

Order 2 sets for bi-parting sliding doors.

→ Tracks and Accessories

Description		Material	Finish	Width B	Length	Item No.
Wall mounting and ceiling installation						
Running track, pre-drilled W x H: 46 x 43 mm (1 13/16" x 1 11/16")		Aluminum	silver colored anodized	–	3 m (9' 10 1/8")	941.62.603
					6 m (19' 8 1/4")	941.62.606
Clip-on fascia Height: 56 mm (2 7/32")		Aluminum	silver colored anodized	–	3 m (9' 10 1/8")	940.43.133
					6 m (19' 8 1/4")	940.43.163
End cap set for clip-on fascia Height: 56 mm (2 7/32")		Steel	silver colored	64 mm (2 17/32")	–	940.43.037
Wall mounting						
Clip-on fascia Height: 50 mm (1 31/32")		Aluminum	silver colored anodized	–	3 m (9' 10 1/8")	941.62.405
					6 m (19' 8 1/4")	941.62.406
End cap set for clip-on fascia Height: 50 mm (1 31/32")		Aluminum	silver colored anodized	65 mm (2 9/16")	–	941.62.412
Mounting bracket Height: 44.5 mm (1 3/4") (install every 400 mm (15 3/4"))		Steel	galvanized	–	51 (2")	941.62.416
Ceiling installation						
Clip-on fascia Height: 33 mm (1 5/16")		Aluminum	silver colored anodized	–	3 m (9' 10 1/8")	941.25.630
					6 m (19' 8 1/4")	941.25.660
End cap set for clip-on fascia Height: 33 mm (1 5/16")		Plastic	silver colored	60 mm (2 3/8")	–	941.62.415
Accessories						
Guide channel, bottom, for press-fitting		Plastic	black	–	1 m (39 3/8")	940.42.050
					1.5 m (59 1/16")	940.42.051
					2 m (6' 6 3/4")	940.42.052
Rattle-free floor guide		Plastic	black	–	–	940.42.203
Floor guide		Plastic	black	–	–	942.35.400
U-shaped guide channel 15 x 15 x 1.5 mm (9/16" x 9/16" x 1/16")		Aluminum	mill	–	6 m (19' 8 1/4")	940.42.602
Floor guide roller, Ø10 mm (3/8")		Steel	galvanized	–	–	940.42.032

Dimensional data not binding. Dimensions in mm, inches are approximate. We reserve the right to alter specifications without notice.