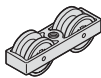
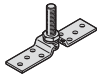
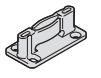
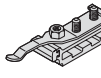



HAWA Junior 160/A Set

- For 1 sliding door without upper track and lower guide channel

Item No.
941.60.001

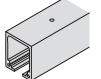
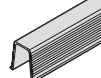

Set Components

	Description	Material	Finish	Qty.	Item No.
	Double roller running gear	–	–	2 pcs.	941.60.012
	One-way suspension plate, M14 bolt and mounting screws	–	–	2 pcs.	941.60.022
	Floor mounted guide, rattle-free	Plastic	black	1 pc.	941.60.031
	Track stopper with adjustable retention spring	–	–	1 pc.	941.60.041
	Wall buffer	Rubber	black	1 pc.	941.60.051

Note

Item numbers are valid only for 1 piece, when ordering individual components, please state the desired amount.
Depending on application an additional track stopper has to be ordered with set. For 2 bi-parting sliding doors, please order 2 sets.

Individual Components

	Description	Material	Finish	Length/Qty.	Item No.
	Upper track, pre-drilled	Aluminum	clear anodized	3 m (9' 10 1/8")	941.60.301
				4 m (13' 1 1/2")	941.60.401
				6 m (19' 8 1/4")	941.60.601
	Guide rail, glue-in type	Plastic	black	3 m (9' 10 1/8")	941.61.130
	Connecting pin set for upper track	–	–	2 pcs.	942.56.091

Installation Plan

(Included in fitting set), mounting instructions for planning and execution available upon request.





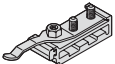

Confort guides	page 1.198
Other lower guide options	page 1.199

HAWA Junior 160/B Set

- For 1 sliding door without upper track and lower guide channel

Item No.
941.60.002


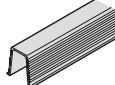
Set Components

	Description	Material	Finish	Qty.	Item No.
	Double roller running gear with M14 bolt	–	–	2 pc.	941.60.014
	Carrier profile with suspension plates and set screw	–	–	2 pc.	941.60.024
	End caps for corner profile	Plastic	anthracite	2 pc.	942.56.029
	Floor mounted guide, rattle-free	Plastic	black	1 pc.	941.60.031
	Track stopper with adjustable retention spring	–	–	1 pc.	941.60.041
	Wall buffer	Rubber	black	1 pc.	941.60.051

Note

Item numbers are valid only for 1 piece, when ordering individual components, please state the desired amount.
Depending on application an additional track stopper has to be ordered with set. For 2 bi-parting sliding doors, please order 2 sets.

Individual Components

	Description	Material	Finish	Length	Item No.
	Upper track, pre-drilled	Aluminum	clear anodized	3 m (9' 10 1/8")	941.60.301
				4 m (13' 1 1/2")	941.60.401
				6 m (19' 8 1/4")	941.60.601
	Guide rail, glue-in type	Plastic	black	3 m (9' 10 1/8")	941.61.130

Installation Plan

(Included in fitting set), mounting instructions for planning and execution available upon request.

Confort guides	page 1.198
Other lower guide options	page 1.199

HAWA Junior 160/GP

Set




- For 1 sliding door without upper track

	Item No.
	941.60.005

Supplied With

Mounting instructions


Set Components

	Description	Material	Finish	Qty.	Item No.
	Double roller running gear	–	–	2 pcs.	941.60.012
	Suspension bolt, M14, including mounting screws	–	–	2 pcs.	941.60.023
	Patch suspension	–	–	2 pcs.	940.40.038
	Track stopper with adjustable retention spring	–	–	2 pcs.	941.60.041
	One-way drilling jig	–	–	1 pc.	940.40.089
	Wall buffer	Rubber	black	1 pc.	940.40.051
	Height adjusting pin	–	–	1 pc.	940.40.090

Note

Item numbers are valid for only 1 piece, when ordering individual components please state the desired amount. For 2 bi-parting sliding glass doors, please order 2 sets.

Individual Components

	Description	Material	Finish	Length	Item No.
	Upper track, pre-drilled	Aluminum	clear anodized	3 m (9' 10 1/8")	941.60.301
				4 m (13' 1 1/2")	941.60.401
				6 m (19' 8 1/4")	941.60.601

Dimensional data not binding. We reserve the right to alter specifications without notice.

HAWA Junior 160/G

Set

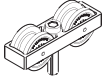
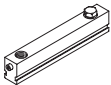
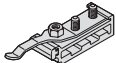


- For 1 sliding door without track

Item No.
941.60.009

Supplied With

Mounting instructions












Set Components

	Description	Material	Finish	Qty	Item No.
	Double roller running gear with M14 bolt	Wheels: Nylon	–	2 pcs.	941.60.014
	Suspension plate with M14 thread	–	–	2 pcs.	941.60.025
	Track stopper with adjustable retention spring	–	–	2 pcs.	941.60.041
	Cover cap, for support profile	Plastic	anthracite	2 pcs.	942.56.029
	Wall buffer	Rubber	black	1 pc.	941.60.051

Note

Item numbers are valid for only 1 piece, when ordering individual components please state the desired amount. For 2 bi-parting sliding glass doors, please order 2 sets.

Individual Components

	Description	Material	Finish	Length/Qty	Item No.
	Upper track, pre-drilled	Aluminum	clear anodized	3 m (9' 10 1/8")	941.60.301
				4 m (13' 1 1/2")	941.60.401
				6 m (19' 8 1/4")	941.60.601
	Support and glass suspension profile, glass thickness 8 – 10 mm (3/16" – 13/32")	Aluminum	anodized	6.5 m (21' 3 7/8")	942.56.765
	Cover for glass suspension, profile glass thickness of 8 – 10 mm (3/16" – 13/32")	Plastic	anodized	–	942.44.060
	Support and glass suspension profile, glass thickness 12 – 16 mm (15/32" – 5/8")	Aluminum	anodized	6.5 m (21' 3 7/8")	942.56.865
	Cover for glass suspension, profile glass thickness of 12 – 16 mm (15/32" – 5/8")	Plastic	anodized	–	942.44.061
	Glass holder, for glass thickness 8, 10, 12, 12.7, 14 and 16 mm (5/16", 13/32", 15/32", 1/2", 9/16", 5/8") (4 pcs. required for each support and glass suspension profile)	Aluminum	anodized	–	940.84.024
	Lower guide, rattle-free for glass thickness 8, 10 and 12.7 mm (3/16", 13/32", 1/2")	Steel	chrome-plated matt	–	940.40.032
	Floor mounted door stop 57 x 28 x 39 mm (2 1/4" x 1 1/8" x 1 9/16")	Aluminum	chrome-plated matt	–	940.40.052
	Floor guide, for bottom support and glass suspension profile	–	–	1 pc.	940.84.037
	Guide track, 31 x 28 mm (1 1/4" x 1 1/8"), pre-drilled	Aluminum	anodized	6 m (19' 8 1/4")	946.03.600
	Guide piece, with zero clearance, 14 mm (9/16"), with carriage	Plastic	–	–	946.12.060

Locks page 1.357

Finishes page 1.286

Dimensions in mm
Inches are approximate