

HAWA Junior 160/G

Set

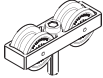
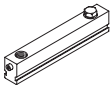
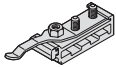


- For 1 sliding door without track

Item No.
941.60.009

Supplied With

Mounting instructions












Set Components

	Description	Material	Finish	Qty	Item No.
	Double roller running gear with M14 bolt	Wheels: Nylon	–	2 pcs.	941.60.014
	Suspension plate with M14 thread	–	–	2 pcs.	941.60.025
	Track stopper with adjustable retention spring	–	–	2 pcs.	941.60.041
	Cover cap, for support profile	Plastic	anthracite	2 pcs.	942.56.029
	Wall buffer	Rubber	black	1 pc.	941.60.051

Note

Item numbers are valid for only 1 piece, when ordering individual components please state the desired amount. For 2 bi-parting sliding glass doors, please order 2 sets.

Individual Components

	Description	Material	Finish	Length/Qty	Item No.
	Upper track, pre-drilled	Aluminum	clear anodized	3 m (9' 10 1/8")	941.60.301
				4 m (13' 1 1/2")	941.60.401
				6 m (19' 8 1/4")	941.60.601
	Support and glass suspension profile, glass thickness 8 – 10 mm (3/16" – 13/32")	Aluminum	anodized	6.5 m (21' 3 7/8")	942.56.765
	Cover for glass suspension, profile glass thickness of 8 – 10 mm (3/16" – 13/32")	Plastic	anodized	–	942.44.060
	Support and glass suspension profile, glass thickness 12 – 16 mm (15/32" – 5/8")	Aluminum	anodized	6.5 m (21' 3 7/8")	942.56.865
	Cover for glass suspension, profile glass thickness of 12 – 16 mm (15/32" – 5/8")	Plastic	anodized	–	942.44.061
	Glass holder, for glass thickness 8, 10, 12, 12.7, 14 and 16 mm (5/16", 13/32", 15/32", 1/2", 9/16", 5/8") (4 pcs. required for each support and glass suspension profile)	Aluminum	anodized	–	940.84.024
	Lower guide, rattle-free for glass thickness 8, 10 and 12.7 mm (3/16", 13/32", 1/2")	Steel	chrome-plated matt	–	940.40.032
	Floor mounted door stop 57 x 28 x 39 mm (2 1/4" x 1 1/8" x 1 9/16")	Aluminum	chrome-plated matt	–	940.40.052
	Floor guide, for bottom support and glass suspension profile	–	–	1 pc.	940.84.037
	Guide track, 31 x 28 mm (1 1/4" x 1 1/8"), pre-drilled	Aluminum	anodized	6 m (19' 8 1/4")	946.03.600
	Guide piece, with zero clearance, 14 mm (9/16"), with carriage	Plastic	–	–	946.12.060

Locks page 1.357

Finishes page 1.286

Dimensions in mm
Inches are approximate