

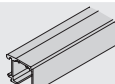
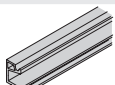

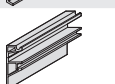
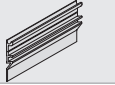




Häfele Slido D-Line11 50P-120P

→ Tracks

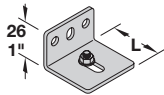
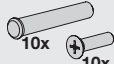
			Door weight	Material	Finish	Length	Item No.
Wall mounting and ceiling installation							
Single running track, pre-drilled W x H: 31 x 33 mm (1 7/32" x 1 5/16")	①		50–120 kg (110–264 lbs.)	Aluminum	mill	2 m (6' 6 3/4")	940.43.921
						3 m (9' 10 1/8")	940.43.931
					silver colored anodized	6 m (19' 8 1/4")	940.43.961
						2 m (6' 6 3/4")	940.43.922
						3 m (9' 10 1/8")	940.43.932
6 m (19' 8 1/4")	940.43.962						
Wall mounting							
Single running track, pre-drilled W x H: 47.5 x 47 mm (1 7/8" x 1 27/32")	②		50–120 kg (110–264 lbs.)	Aluminum	silver colored anodized	2 m (6' 6 3/4")	940.43.920
						3 m (9' 10 1/8")	940.43.930
						6 m (19' 8 1/4")	940.43.960
Single running track, mounting with mounting rail ⑯, ⑰ Height: 32 mm (1 1/4") ⑱, ⑲	⑤		50–120 kg (110–264 lbs.)	Aluminum	silver colored anodized	2 m (6' 6 3/4")	941.25.602
						3 m (9' 10 1/8")	941.25.603
						6 m (19' 8 1/4")	941.25.606
Mounting rail, pre-drilled Width: 19 mm (3/4")	⑯		50–120 kg (110–264 lbs.)	Aluminum	silver colored anodized	2 m (6' 6 3/4")	941.25.821
						3 m (9' 10 1/8")	941.25.831
						6 m (19' 8 1/4")	941.25.861
Mounting rail, pre-drilled Width: 8 mm (5/16")	⑰		50–120 kg (110–264 lbs.)	Aluminum	silver colored anodized	2 m (6' 6 3/4")	941.25.820
						3 m (9' 10 1/8")	941.25.830
						6 m (19' 8 1/4")	941.25.860
High mounting rail, pre-drilled Width: 19 mm (3/4")	⑱		50–120 kg (110–264 lbs.)	Aluminum	silver colored anodized	2 m (6' 6 3/4")	941.25.823
						3 m (9' 10 1/8")	941.25.833
High mounting rail, pre-drilled Width: 8 mm (5/16")	⑲		50–120 kg (110–264 lbs.)	Aluminum	silver colored anodized	2 m (6' 6 3/4")	941.25.822
						3 m (9' 10 1/8")	941.25.832
Ceiling installation							
Double running track, pre-drilled W x H: 70 x 33 mm (2 3/4" x 1 5/16")	③		50–120 kg (110–264 lbs.)	Aluminum	silver colored anodized	2 m (6' 6 3/4")	941.02.920
						3 m (9' 10 1/8")	941.02.930
						6 m (19' 8 1/4")	941.02.960
Double running track, pre-drilled W x H: 81 x 33 mm (3 3/16" x 1 5/16")	④		50–120 kg (110–264 lbs.)	Aluminum	silver colored anodized	2 m (6' 6 3/4")	941.02.820
						3 m (9' 10 1/8")	941.02.830
						6 m (19' 8 1/4")	941.02.860

Note

Mill aluminum running track cannot be used in conjunction with the clip-on fascia. Mounting rail ⑱ and ⑲ prevent drywall construction walls from caving in.

Please order threaded end insert for running track ⑤ and mounting rail ⑯, ⑰, ⑱ or ⑲ separately.



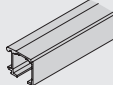
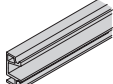

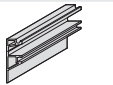
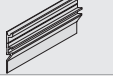

→ Mounting Bracket and Accessories

Description			Area of application	Material	Finish	Length	Wall distance track center	Item No.
Mounting bracket with screw and nut (install every 400 mm (15 3/4"))	⑩		For running track ①	Steel	galvanized	36 mm (1 13/32")	16–25 mm (5/8"–31/32")	940.42.061
						44 mm (1 23/32")	18–33 mm (23/32"–1 5/16")	940.62.061
						64 mm (2 17/32")	33–55 mm (1 5/16"–2 5/32")	940.42.063
Threaded end insert or safety lock screw for running track, 1 set	–		For running track ⑤ and mounting rail ⑯, ⑰, ⑱, or ⑲	Steel	galvanized	–	–	941.25.090

Dimensional data not binding. Dimensions in mm, inches are approximate. We reserve the right to alter specifications without notice.

Häfele Slido D-Line11 50C-120C

→ Tracks

			Door weight	Material	Finish	Length	Item No.
Wall mounting and ceiling installation							
Single running track, pre-drilled W x H: 31 x 33 mm (1 7/32" x 1 5/16")	①		50–120 kg (110–264 lbs.)	Aluminum	mill	2 m (6' 6 3/4")	940.43.921
						3 m (9' 10 1/8")	940.43.931
						6 m (19' 8 1/4")	940.43.961
					silver colored anodized	2 m (6' 6 3/4")	940.43.922
						3 m (9' 10 1/8")	940.43.932
6 m (19' 8 1/4")	940.43.962						
Wall mounting							
Single running track, pre-drilled W x H: 47.5 x 47 mm (1 7/8" x 1 27/32")	②		50–120 kg (110–264 lbs.)	Aluminum	silver colored anodized	2 m (6' 6 3/4")	940.43.920
						3 m (9' 10 1/8")	940.43.930
						6 m (19' 8 1/4")	940.43.960
Single running track, mounting with mounting rail ①⑥, ①⑦, ①⑧, ①⑨ Height: 32 mm (1 1/4")	⑤		50–120 kg (110–264 lbs.)	Aluminum	silver colored anodized	2 m (6' 6 3/4")	941.25.602
						3 m (9' 10 1/8")	941.25.603
						6 m (19' 8 1/4")	941.25.606
Mounting rail, pre-drilled Width: 19 mm (3/4")	①⑥		50–120 kg (110–264 lbs.)	Aluminum	silver colored anodized	2 m (6' 6 3/4")	941.25.821
						3 m (9' 10 1/8")	941.25.831
						6 m (19' 8 1/4")	941.25.861
Mounting rail, pre-drilled Width: 8 mm (5/16")	①⑦		50–120 kg (110–264 lbs.)	Aluminum	silver colored anodized	2 m (6' 6 3/4")	941.25.820
						3 m (9' 10 1/8")	941.25.830
						6 m (19' 8 1/4")	941.25.860
High mounting rail, pre-drilled Width: 19 mm (3/4")	①⑧		50–120 kg (110–264 lbs.)	Aluminum	silver colored anodized	2 m (6' 6 3/4")	941.25.823
						3 m (9' 10 1/8")	941.25.833
High mounting rail, pre-drilled Width: 8 mm (5/16")	①⑨		50–120 kg (110–264 lbs.)	Aluminum	silver colored anodized	2 m (6' 6 3/4")	941.25.822
						3 m (9' 10 1/8")	941.25.832
Ceiling installation							
Double running track, pre-drilled B x H: 70 x 33 mm (2 3/4" x 1 5/16")	③		50–120 kg (110–264 lbs.)	Aluminum	silver colored anodized	2 m (6' 6 3/4")	941.02.920
						3 m (9' 10 1/8")	941.02.930
						6 m (19' 8 1/4")	941.02.960






Note

Mill aluminum running track cannot be used in conjunction with the clip-on fascia. Mounting rail ①⑧ and ①⑨ prevent drywall construction walls from caving in.

Please order threaded end insert for running track ⑤ and mounting rail ①⑥, ①⑦, ①⑧ or ①⑨ separately, see page 1.36.

Häfele Slido D-Line11 80L and 120L

→ Upper Tracks, Mounting Rails and Fixed Glass Profiles

Description			Door weight	Material	Finish	Length	Item No.
Single upper track, pre-drilled W x H: 31 x 33 mm (1 1/4" x 1 5/16")	1		80–120 kg (176–264 lbs.)	Aluminum	mill	2 m (6' 6 3/4")	940.43.921
						3 m (9' 10 1/8")	940.43.931
						6 m (19' 8 1/4")	940.43.961
					clear anodized	2 m (6' 6 3/4")	940.43.922
						3 m (9' 10 1/8")	940.43.932
						6 m (19' 8 1/4")	940.43.962
Single upper track, pre-drilled W x H: 47.5 x 47 mm (1 7/8" x 1 27/32"), wall mounted	2		80–120 kg (176–264 lbs.)	Aluminum	clear anodized	2 m (6' 6 3/4")	940.43.920
						3 m (9' 10 1/8")	940.43.930
						6 m (19' 8 1/4")	940.43.960
Double upper track, pre-drilled W x H: 70 x 33 mm (2 3/4" x 1 5/16")	3		80–120 kg (176–264 lbs.)	Aluminum	clear anodized	2 m (6' 6 3/4")	941.02.920
						3 m (9' 10 1/8")	941.02.930
						6 m (19' 8 1/4")	941.02.960
Single upper track, wall mounted	5		80–120 kg (176–264 lbs.)	Aluminum	clear anodized	2 m (6' 6 3/4")	941.25.602
						3 m (9' 10 1/8")	941.25.603
						6 m (19' 8 1/4")	941.25.606
Mounting rail Width: 19 mm (3/4") for track 5	16		80–120 kg (176–264 lbs.)	Aluminum	clear anodized	2 m (6' 6 3/4")	941.25.821
						3 m (9' 10 1/8")	941.25.831
						6 m (19' 8 1/4")	941.25.861
Mounting rail Width: 8 mm (5/16") for track 5	17		80–120 kg (176–264 lbs.)	Aluminum	clear anodized	2 m (6' 6 3/4")	941.25.820
						3 m (9' 10 1/8")	941.25.830
						6 m (19' 8 1/4")	941.25.860
Mounting rail, high Width: 19 mm (3/4") for track 5	18		80–120 kg (176–264 lbs.)	Aluminum	clear anodized	2 m (6' 6 3/4")	941.25.823
						3 m (9' 10 1/8")	941.25.833
Mounting rail, high Width: 8 mm (5/16") for track 5	19		80–120 kg (176–264 lbs.)	Aluminum	clear anodized	2 m (6' 6 3/4")	941.25.822
						3 m (9' 10 1/8")	941.25.832
Retaining bolts and retaining screws, for single upper track			For upper track 5 and mounting rail 16 , 17 , 18 or 19	Steel	zinc-plated	–	941.25.090
Fixed glass fixing profile	6		For upper track 1 , 2 , 3 , for glass thickness 10–12.7 (3/8"–1/2")	Aluminum	clear anodized	2 m (6' 6 3/4")	940.43.820
						3 m (9' 10 1/8")	940.43.830
						6 m (19' 8 1/4")	940.43.860
Cover for unused aperture in fixed glass fixing profile			–	Rubber	gray	5 m (10' 4 7/8")	940.43.038
Fixed glass profile, for floor and wall attachment	14		For wall or floor, for glass thickness 10–12.7 (3/8"–1/2") Note Gasket available for glass thickness 10 (3/8"), wet glazing for glass thickness 12.7 (1/2")	Aluminum	clear anodized	2 m (6' 6 3/4")	940.43.822
						3 m (9' 10 1/8")	940.43.832
Gasket, for one-sided use	15		For glass thickness 10 (3/8")	Rubber	transparent	10 m (32' 9 11/16")	940.43.035
End cap for fixed glass fixing profile, 1 pc.			–	Plastic	silver colored	–	940.43.059

Note

Aluminum mill finish upper tracks cannot be used in combination with clip-on fascia. Order retaining bolts and screws for upper track **5** and mounting rails **16**, **17**, **18** and **19** separately. The retaining bolts must be glued in place; the retaining screws have to be countersunk before screwing in. For wall to wall applications the upper track and mounting rail must be fixed in place with glue points. Either 2 retaining bolts or 2 retaining screws are needed to hold one upper track in place.

Dimensional data not binding. Dimensions in mm, inches are approximate. We reserve the right to alter specifications without notice.