

HAWA Ordena 70/F

Individual Components

Order Specifications

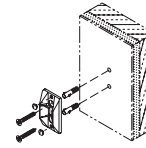
- Type and quantity of fitting sets
- Type and quantity of door stop sets
- Type and quantity of lower guides
- Length of dual upper track
- Length of lower guide channel
- For glass doors
 - Type and quantity of cover plates
 - Length of rubber profile for glass protection
 - Quantity of centering elements for wall connection

Door Stop Sets

Material: Plastic

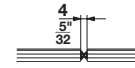
For opening with	Item No.
2 doors	404.95.308
3 doors	404.95.311
4 doors	404.95.312
5 doors	404.95.313
6 doors	404.95.314

Supplied With
Center stops



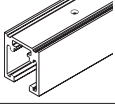
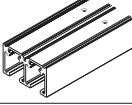
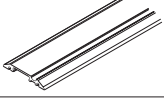
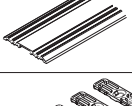




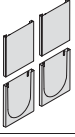




Wall Centering Element

The ideal wall connection for all glass sliding doors with unprotected glass edges.



Rubber Profile for Glass Edge Protection

Self-adhesive rubber profile is recommended for glass doors that can strike against one another.

	Description	Material	Finish	Length	Item No.
	Single upper track, pre-drilled 36 x 33 mm (1 7/16" x 1 5/16")	Aluminum	anodized	2.5 m (8' 2 7/16")	940.40.825
				3.5 m (11' 5 13/16")	940.40.835
	Dual upper track, pre-drilled 36 x 63 mm (1 7/16" x 2 1/2")	Aluminum	anodized	2.5 m (8' 2 7/16")	940.40.826
				3.5 m (11' 5 13/16")	940.40.836
	Single lower guide channel, clip-on or glue-on, 4.5 x 35 mm (3/16" x 1 3/8")	Aluminum	anodized	2.5 m (8' 2 7/16")	940.41.725
				3.5 m (11' 5 13/16")	940.41.735
	Dual lower guide channel, clip-on or glue-on, 4.5 x 54 mm (3/16" x 2 1/8")	Aluminum	anodized	2.5 m (8' 2 7/16")	940.41.726
				3.5 m (11' 5 13/16")	940.41.736
	Fixing set to dual lower guide channel, includes 5 pcs. (2 pcs. per meter)	–	–	–	404.97.990
	Lower guide set for one glass sliding door, spring-loaded	–	–	–	404.95.916
	Lower guide set for one wood sliding door, spring-loaded	–	–	–	404.95.915
	Cover caps for patch suspension, round	Plastic	chrome, matt	1 set (4 pcs.)	940.40.027
			brass polished	1 set (4 pcs.)	940.40.028
			stainless steel effect	1 set (4 pcs.)	940.40.023
			chrome polished	1 set (4 pcs.)	940.41.029
	Cover caps for patch suspension, square	Plastic	chrome, matt	1 set (4 pcs.)	940.41.028
			stainless steel effect	1 set (4 pcs.)	940.41.027
	Cover caps for patch suspension, round	Plastic	unfinished	1 pc.	940.41.023
	Cover caps for patch suspension, square	Plastic	unfinished	1 pc.	940.41.024
	Profile, self-adhesive, for 8 – 10 mm (5/16" – 13/32") thick glass	Rubber	black	1 roll (5 m)	404.95.321
	Centering element, for glass sliding door	Plastic	gray	1 pc.	941.24.042

Dimensional data not binding. We reserve the right to alter specifications without notice.

Dimensions in mm
Inches are approximate

HAWA Ordena 70/P

Individual Components

Order Specifications

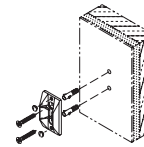
- Type and quantity of fitting sets and door stop sets
- Type and quantity of lower guides
- Length of dual upper track and lower guide channel – Type and quantity of cover plates, length of rubber profile for glass protection and quantity of centering elements for wall connection

Door Stop Sets

Material: Plastic

For opening with	Item No.
2–3 doors	404.95.308
4–5 doors	404.95.309
6–7 doors	404.95.310

Supplied With
Center stops



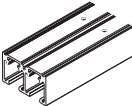












Wall Centering Element

The ideal wall connection for all glass sliding doors with unprotected glass edges.



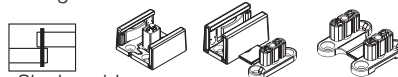
Rubber Profile for Glass Edge Protection

Self-adhesive rubber profile is recommended for glass doors that can strike against one another.

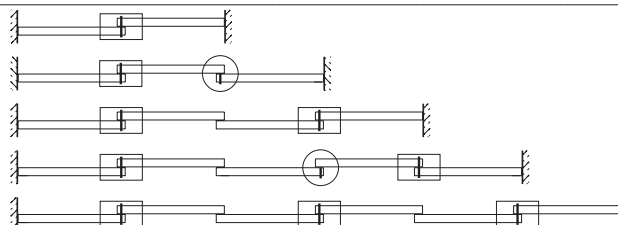
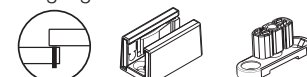
	Description	Material	Finish	Length/Qty.	Item No.
	Dual upper track, pre-drilled 36 x 63 mm (1 7/16" x 2 1/2")	Aluminum	anodized	2.5 m (8' 2 7/16")	940.40.826
				3.5 m (11' 5 13/16")	940.40.836
	Dual lower guide for glass/glass sliding door, rattle-free	–	–	–	404.95.911
	Dual lower guide for glass/wood sliding door, rattle-free	–	–	–	404.95.912
	Dual lower guide for wood/wood sliding door, rattle-free	–	–	–	404.95.913
	Single lower guide for glass sliding door, rattle-free, 8, 10, 12, 12.7 mm (5/16", 13/32", 15/32", 1/2")	–	–	–	940.40.032
	Single lower guide for wood sliding door, rattle-free	–	–	–	940.40.037
	Guide rail, 20 x 12 mm (13/16" x 15/32"), glue-in, recessed into bottom edge of wood door	Plastic	black	1.3 m (51 3/16")	940.41.130
	Cover caps for patch suspension, round	Plastic	chrome, matt	1 set (4 pcs.)	940.40.027
			brass polished	1 set (4 pcs.)	940.40.028
			stainless steel effect	1 set (4 pcs.)	940.40.023
			chrome polished	1 set (4 pcs.)	940.41.029
	Cover caps for patch suspension, square	Plastic	chrome, matt	1 set (4 pcs.)	940.41.028
			stainless steel effect	1 set (4 pcs.)	940.41.027
	Cover caps for patch suspension, round	Plastic	unfinished	1 pc.	940.41.023
	Cover caps for patch suspension, square	Plastic	unfinished	1 pc.	940.41.024
	Profile, self-adhesive, for 8 – 10 mm (5/16" – 13/32") thick glass	Rubber	black	1 roll (5 m)	404.95.321
	Centering element, for glass sliding door	Plastic	gray	1 pc.	941.24.042

Placement of Lower Guides

Dual guides


















Single guides



Dimensions in mm
Inches are approximate










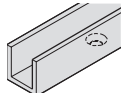

HAWA Purolino-Plus 80

Accessories

Image	Description	Material	Finish	For glass thickness	Length	Item No.
	Glass fixing parts, for one sliding door, tempered glass	Aluminum	-	8 mm (5/16")	-	940.83.024
				10 mm (13/32")		940.83.025
				12 (12.7 mm) (1/2")		940.83.026
	Glass fixing parts, for one sliding door, laminated glass, with disposable drilling jig	-	-	8 mm (5/16")	-	940.83.027
				10 mm (13/32")		940.83.028
				12 mm (15/32")		940.83.029
	Soft and self closing mechanism, complete, for both sides	-	-	-	-	940.83.050
	Soft and self closing mechanism, complete, for one side, left	-	-	-	-	940.83.051
	Soft and self closing mechanism, complete, for one side, right	-	-	-	-	940.83.052
	Floor guide, 2-piece, with zero clearance	Aluminum	chrome-plated matt	8 – 13 mm (5/16" – 1/2")	-	941.18.032
			stainless steel colored			941.18.033
	Bottom door stopper 57 x 28 x 39 mm (2 1/4" x 1 1/8" x 1 9/16")	Aluminum	chrome-plated matt	8 – 16 mm (5/16" – 5/8")	-	940.40.052
			stainless steel colored			940.40.053
	Cover plate, with threaded pin, 1 pc.	Metal	chrome-plated matt	-	-	940.83.031
			stainless steel colored			940.83.032
	End profile set, prewall mounting	Aluminum	chrome-plated matt	-	2.5 m (8' 2 7/16")	940.83.125
			chrome-plated matt		3.5 m (11' 5 13/16")	940.83.135
			stainless steel colored		2.5 m (8' 2 7/16")	940.83.126
			stainless steel colored		3.5 m (11' 5 13/16")	940.83.136
	Rubber seal, for end profile set	Plastic	-	-	2.5 m (8' 2 7/16")	940.83.127
					3.5 m (11' 5 13/16")	940.83.137
	Wall profile set, prewall mounting, with support profile	Aluminum	anodized	-	2.5 m (8' 2 7/16")	940.83.225
			anodized		3.5 m (11' 5 13/16")	940.83.235
			stainless steel colored		2.5 m (8' 2 7/16")	940.83.226
	Wall profile, 38 x 21 mm (1 1/2" x 7/8")	Aluminum	anodized	Tempered glass: 8 – 12 (12.7 mm) (5/16" – 1/2") laminated glass: 8.7 – 12.7 mm (11/32" – 1/2")	2.5 m (8' 2 7/16")	941.24.925
			anodized		3.5 m (11' 5 13/16")	941.24.935
			stainless steel colored		2.5 m (8' 2 7/16")	941.24.825
	Rubber buffer, for wall profile, 28 x 21 mm (1 1/8" x 7/8")	Plastic	black	Tempered glass: 8 – 12 (12.7 mm) (5/16" – 1/2") laminated glass: 8.7 – 12.7 mm (11/32" – 1/2")	2.5 m (8' 2 7/16")	941.24.081
					3.5 m (11' 5 13/16")	941.24.082
	Centering door stop, for wall profile	Plastic	black	8 – 12.7 mm (5/16" – 1/2")	-	941.24.043
	Centering door stop, for glass doors	Plastic	grey	8 – 12.7 mm (5/16" – 1/2")	-	941.24.042

Dimensional data not binding. We reserve the right to alter specifications without notice.

HAWA Individual Components

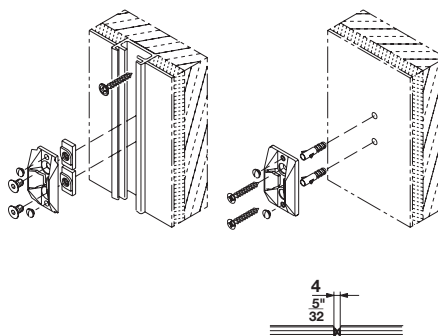
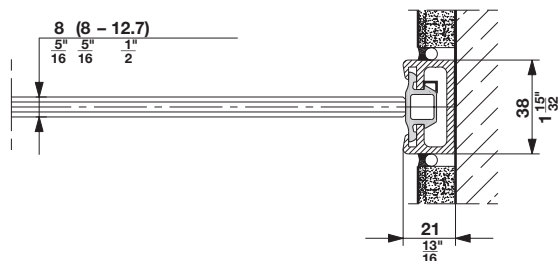
Description	Material	Finish	Length	Item No.
 Profile, self-adhesive, for 8 – 10 mm (5/16" – 13/32") thick glass	Rubber	black	5 m (16' 4 7/8")	404.95.321
 Wall profile, undrilled	Aluminum	anodized	2.5 m (8' 2 7/16")	941.24.925
			3.5 m (11' 5 13/16")	941.24.935
 Seal for wall profile	Rubber	black	2.5 m (8' 2 7/16")	941.24.081
			3.5 m (11' 5 13/16")	941.24.082
 Centering element to wall profile, adjustable	–	–	–	941.24.043
 Centering element, for glass sliding door	Plastic	gray	–	941.24.042
 Gliders, self adhesive, for 8 mm (5/16") thick glass	Plastic	–	–	940.40.033
 Gliders, self adhesive, for 10 mm (13/32") thick glass	Plastic	–	–	940.40.034
 Lower guide channel, 24 x 24 mm (15/16" x 15/16")	Aluminum	anodized	6 m (19' 8 1/4")	940.81.600
 Door stopper, to lower guide channel (used only with 940.81.600)	Aluminum	anodized	–	940.80.051
 Lower guide channel, 20 x 20 mm (25/32" x 25/32")	Aluminum	anodized	2.5 m (8' 2 7/16")	941.00.925
			6 m (19' 8 1/4")	941.00.960
 Floor mounted door stop, up to 250 kg (550 lbs.)	Aluminum	chrome-plated, matt	–	940.40.052

Note

Mounting instructions (included in fitting set) for planning and execution available upon request.

Wall Centering Element

The ideal wall connection profile for all-glass sliding doors with unprotected glass edges.



Rubber Profile for Glass Edge Protection

Self-adhesive rubber profile is recommended for glass doors that can strike against one another.