







## HAWA Junior 120/G

### Set

- For 1 sliding door without upper track and lower guide channel

Item No.
941.20.011

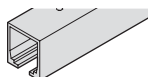











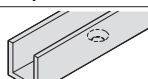
### Set Components

	Description	Material	Finish	Qty.	Item No.
	Double roller running gear	Wheels: Nylon	–	2 pcs.	941.20.100
	Suspension bolt with bolt, M12	–	–	2 pcs.	941.20.025
	Track stopper with adjustable retention spring	–	–	2 pcs.	941.20.041
	Cover cap, for glass suspension profile	Plastic	anthracite gray	–	942.56.029
	Wall buffer	Rubber	black	1 pc.	940.40.051
	Locking wrench to suspension plate	Steel	–	1 pc.	941.20.091

### Note

Item numbers are valid for only 1 piece, when ordering individual components please state the desired amount. For 2 bi-parting doors order 2 sets.

### Individual Components

	Description	Material	Finish	Length/Qty	Item No.
	Upper tracks, pre-drilled	Aluminum	clear anodized	3 m (9' 10 1/8")	941.20.300
				4 m (13' 1 1/2")	941.20.400
				6 m (19' 8 1/4")	941.20.600
	Cover cap, for upper track	Zinc die-cast	chrome matt	–	941.20.029
	Support and glass suspension profile, glass thickness 8 – 10 mm (3/16" – 13/32")	Aluminum	anodized	6.5 m (21' 3 7/8")	942.56.765
	Cover for glass suspension, profile glass thickness of 8 – 10 mm (3/16" – 13/32")	Plastic	anodized	–	942.44.060
	Support and glass suspension profile, glass thickness 12 – 16 mm (15/32" – 5/8")	Aluminum	anodized	6.5 m (21' 3 7/8")	942.56.865
	Cover for glass suspension, profile glass thickness of 12 – 16 mm (15/32" – 5/8")	Plastic	anodized	–	942.44.061
	Glass holder, for glass thickness 8, 10, 12, 12.7, 14 and 16 mm (3/16", 13/32", 15/32", 1/2", 9/16", 5/8") (4 pcs. required for each support and glass suspension profile)	Aluminum	anodized	–	940.84.024
	Lower guide, rattle-free for glass thickness 8, 10 and 12.7 mm (3/16", 13/32", 1/2")	Steel	chrome-plated matt	–	940.40.032
	Floor mounted door stop 57 x 28 x 39 mm (2 1/4" x 1 1/8" x 1 9/16")	Aluminum	chrome-plated matt	–	940.40.052
	Floor guide, for bottom support and glass suspension profile	–	–	1 pc.	940.84.037
	Guide track, 31 x 28 mm (1 1/4" x 1 1/8"), pre-drilled	Aluminum	anodized	6 m (19' 8 1/4")	946.03.600
	Guide piece, with zero clearance, 14 mm (9/16"), with carriage	Plastic	–	–	946.12.060
	Lower guide channel, 20 x 20 x 3 mm (13/16" x 13/16" x 1/8")	Aluminum	anodized	6 m (19' 8 1/4")	941.00.960
		Aluminum	anodized	2.5 m (8' 2 7/16")	941.00.925
	Lower guide	Aluminum	anodized	–	940.84.033

Angle profile	page 1.288
Assembly wedge	page 1.289
Locks	page 1.357
Finishes	page 1.286