



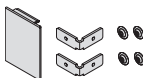
Hawa Porta 100 GMD Sets

	Version	Supplied with	clear anodized	black anodized
For 1 sliding door without the upper track	With upper track and clip-on fascia, 2 m (6' 6 3/4")	2 running gears 2 M8 x 30 mm suspension bolts with hex nuts 2 clamping shoes 2 track stoppers (1 with retaining spring, 1 without retaining spring) 1 rattle-free floor guide, from 8–12.7 mm (5/16"–1/2") 1 rubber wall buffer 1 end cap set 1 track cleaner 1 set of mounting screws	941.00.119	–
	Without upper track and fascia	2 running gears 2 M8 x 30 mm suspension bolts with hex nuts 2 clamping shoes 2 track stoppers (1 with retaining spring, 1 without retaining spring) 1 rattle-free floor guide, from 8–12.7 mm (5/16"–1/2") 1 rubber wall buffer 1 set of mounting screws	941.00.118	941.00.043

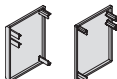
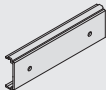



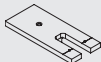
Note

For 2 bi-parting sliding doors order 2 sets.

→ Tracks and Accessories

Description		Material	Length / Dimensions	clear anodized	black anodized
Upper track, pre-drilled 39 x 41 mm (1 17/32" x 1 5/8")		Aluminum	2.5 m (8' 2 7/16")	941.00.253	941.00.620
			3.5 m (11' 5 13/16")	941.00.353	941.00.621
			6 m (19' 8 1/4")	941.00.603	–
Clip-on fascia to upper track 7 x 60 mm (9/32" x 2 3/8")		Aluminum	2.5 m (8' 2 7/16")	941.12.425	941.12.400
			3.5 m (11' 5 13/16")	941.12.435	941.12.401
			6 m (19' 8 1/4")	941.12.460	–
End cap to clip-on fascia, wall mounted, 1 pc.		Aluminum	44 x 60 mm (1 23/32" x 2 3/8")	941.00.086	941.00.045
End cap to clip-on fascia, ceiling mounted, 1 pc.		Aluminum	49 x 60 mm (1 15/16" x 2 3/8")	941.00.085	941.00.044

→ Accessories

Description		Material	Finish	Length	Item No.
End cap set, for wall mounting 44 x 60 mm (1 23/32" x 2 3/8")		Plastic	anthracite	–	941.00.084
Clip, for mounting wood fascia, pre-drilled, mounted every 500 mm (19 11/16")		Aluminum	mill	97 mm (3 13/16")	940.60.065
Seal		Plastic	black	20 m (65' 7 3/8")	941.00.096
Soft close 10–60 kg (22–132 lbs.)		–	–	–	940.60.045
Soft close 61–100 kg (133–200 lbs.)					940.60.010
Cover cap for notched service access in track		–	–	–	940.60.094
Milling jig for notched service access in track		–	–	–	940.60.095

Dimensional data not binding. Dimensions in mm, inches are approximate. We reserve the right to alter specifications without notice.




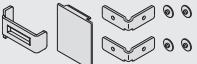
Hawa Porta 60/100 HC Sets


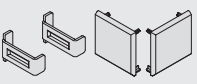


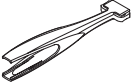
	Model	Door weight	Supplied with	silver colored	black
For 1 sliding door without upper track	Porta 60 H/HC	≤60 kg (132 lbs.)	2 running gears including suspension bolts and set nuts, M8 2 support flanges 2 track stoppers with retaining spring	940.60.111	940.60.134
	Porta 100 H/HC	≤100 kg (220 lbs.)	1 floor guide, adjustable 1 set of mounting screws	941.00.111	941.00.054

Note

Order 2 sets for bi-parting sliding doors.

→ Tracks and Accessories

Description		Material	Length	silver anodized	black anodized
Upper track, pre-drilled 47.5 x 31 mm (1 7/8" x 1 7/32")		Aluminum	2.5 m (8' 2 7/16")	940.60.825	940.60.601
			3.5 m (11' 5 25/32")	940.60.835	940.60.602
			6 m (19' 8 1/4")	940.60.860	–
Clip-on fascia 7 x 60 mm (9/32" x 2 3/8")		Aluminum	2.5 m (8' 2 7/16")	941.12.425	941.12.400
			3.5 m (11' 5 25/32")	941.12.435	941.12.401
			6 m (19' 8 1/4")	941.12.460	–
Clip, for mounting wood and aluminum fascia, pre-drilled		Aluminum	97 mm (3 13/16")	940.60.065	940.60.405
End cap (1 pc.), with security bracket, for aluminum clip-on fascia		Aluminum	–	940.60.066	940.60.408

Description		Material	Finish	Length	Item No.
Security bracket set, for wood and aluminum fascia, prevents the track from bending apart		Steel	zinc-plated	–	940.60.093
End cap set, includes security brackets for aluminum clip-on fascia		Plastic	anthracite	–	940.60.067
Floor guide, adjustable		Plastic	anthracite	65 mm (2 9/16")	941.00.037
Floor guide, with wall mounting bracket		Steel	zinc-plated	81.5 mm (3 7/32")	941.00.036
Upper track cleaning tool		Plastic	gray	–	941.00.099

Dimensional data not binding. Dimensions in mm, inches are approximate. We reserve the right to alter specifications without notice.

Mortise locks	pages 1.387, 1.398
Flush pulls	pages 1.394–1.396
Hawa Porta Synchro	pages 1.54–1.55
Hawa soft and self-close	page 1.70