







Flatec IV Fitting Sets

- Complete sets for 1 sliding wood door

Finish	Door width, max.	Track length	Item No.
matt stainless steel	0.9 m (35 7/16")	1.8 m (5' 10 7/8")	940.64.125
	1 m (39 7/8")	2.1 m (6' 10 11/16")	940.64.126
	1.1 m (43 5/16")	2.3 m (7' 6 9/16")	940.64.127
	1.25 m (49 3/16")	2.54 m (8' 4")	940.64.128
polished stainless steel	0.9 m (35 7/16")	1.8 m (5' 10 7/8")	940.64.017
	1 m (39 7/8")	2.1 m (6' 10 11/16")	940.64.018
	1.1 m (43 5/16")	2.3 m (7' 6 9/16")	940.64.019
	1.25 m (49 3/16")	2.54 m (8' 4")	940.64.020

Set Components

	Description	Material	Finish	Track length	Qty./door	Item No.
	Upper track, hollow tube	Stainless Steel	matt	1.8 m (5' 10 7/8")	1 pc.	940.64.718
				2.1 m (6' 10 11/16")		940.64.721
				2.3 m (7' 6 9/16")		940.64.723
				2.54 m (8' 4")		940.64.725
			polished	1.8 m (5' 10 7/8")		940.64.797
				2.1 m (6' 10 11/16")		940.64.796
				2.3 m (7' 6 9/16")		940.64.795
				2.54 m (8' 4")		940.64.794
	Running gear, face mounted	Stainless Steel	matt	–	2 pcs.	940.64.190
			polished			940.64.192
	Door stopper	Stainless Steel	matt	–	2 pcs.	941.07.302
			polished			941.07.304
	Wall attachment with 19 mm (3/4") spacer	Stainless Steel	matt	2 pc. set	4 pcs. (up to door width of 1 m (39 7/8") or 5 pcs.	940.64.409
				3 pc. set		940.64.410
			polished	2 pc. set		940.64.414
				3 pc. set		940.64.415
	Lower guide	Plastic	anthracite	–	1 pc.	941.07.131
	Hex key, 5 mm	Steel	galvanized	–	1 pc.	008.28.062

Installation Plan

Included in fitting set, also available for planning and execution upon request.

Note

Item numbers stated are valid for 1 pc. When ordering individual components please indicate the desired quantity.
Order hanger bolts separately.







Hanger bolts	page 1.107
Accessories	pages 1.119-1.123
Bi-parting applications	page 1.118
Pull handles	pages 2.10-2.32

Flatec V Fitting Sets

- Complete sets for 1 sliding wood door

Finish	Door width, max.	Track length	Item No.
matt stainless steel	0.9 m (35 7/16")	1.8 m (5' 10 7/8")	940.64.021
	1 m (39 7/8")	2.1 m (6' 10 11/16")	940.64.022
	1.1 m (43 5/16")	2.3 m (7' 6 9/16")	940.64.023
	1.25 m (49 3/16")	2.54 m (8' 4")	940.64.024

Set Components

	Description	Material	Finish	Track length	Qty.	Item No.
	Upper track, hollow tube	Stainless Steel	matt	1.8 m (5' 10 7/8")	1 pc.	940.64.718
				2.1 m (6' 10 11/16")		940.64.721
				2.3 m (7' 6 9/16")		940.64.723
				2.54 m (8' 4")		940.64.725
	Running gear, top mounted	Stainless Steel	matt	–	2 pcs.	940.64.195
	Door stopper	Stainless Steel	matt	–	2 pcs.	941.07.302
	Wall attachment with 19 mm (3/4") spacer	Stainless Steel	matt	–	4 pcs. (up to door width of 1 m (39 7/8") or 5 pcs.	941.07.434
	Lower guide	Plastic	anthracite	–	1 pc.	941.07.131
	Hex key, 5 mm	Steel	galvanized	–	1 pc.	008.28.062

Installation Plan

Included in fitting set, also available for planning and execution upon request.

Note

Item numbers stated are valid for 1 pc. When ordering individual components please indicate the desired quantity.
Order hanger bolts separately.

Dimensional data not binding. We reserve the right to alter specifications without notice.







Hanger bolts	page 1.107
Accessories	pages 1.119-1.123
Bi-parting applications	page 1.118
Pull handles	pages 2.10-2.32

Project Fitting Sets

- Complete sets for 1 sliding wood door

Finish	Door width, max.	Track length	Item No.
matt stainless steel	0.9 m (35 7/16")	1.8 m (5' 10 7/8")	940.64.130
	1 m (39 7/8")	2.1 m (6' 10 11/16")	940.64.131
	1.1 m (43 5/16")	2.3 m (7' 6 9/16")	940.64.132
	1.25 m (49 3/16")	2.54 m (8' 4")	940.64.133

Set Components

	Description	Material	Finish	Track length	Qty./door	Item No.
	Upper track, hollow tube	Stainless Steel	matt	1.8 m (5' 10 7/8")	1 pc.	940.64.718
				2.1 m (6' 10 11/16")		940.64.721
				2.3 m (7' 6 9/16")		940.64.723
				2.54 m (8' 4")		940.64.725
	Running gear, face mounted	Stainless Steel	matt	–	2 pcs.	940.64.198
	Door stopper	Stainless Steel	matt	–	2 pcs.	941.07.302
	Wall attachment with 19 mm (3/4") spacer	Stainless Steel	matt	–	4 pcs. (up to door width of 1 m (39 7/8") or 5 pcs.	941.07.434
	Lower guide	Plastic	anthracite	–	1 pc.	941.07.131
	Hex key, 5 mm	Steel	galvanized	–	1 pc.	008.28.062

Installation Plan

Included in fitting set, also available for planning and execution upon request.

Note

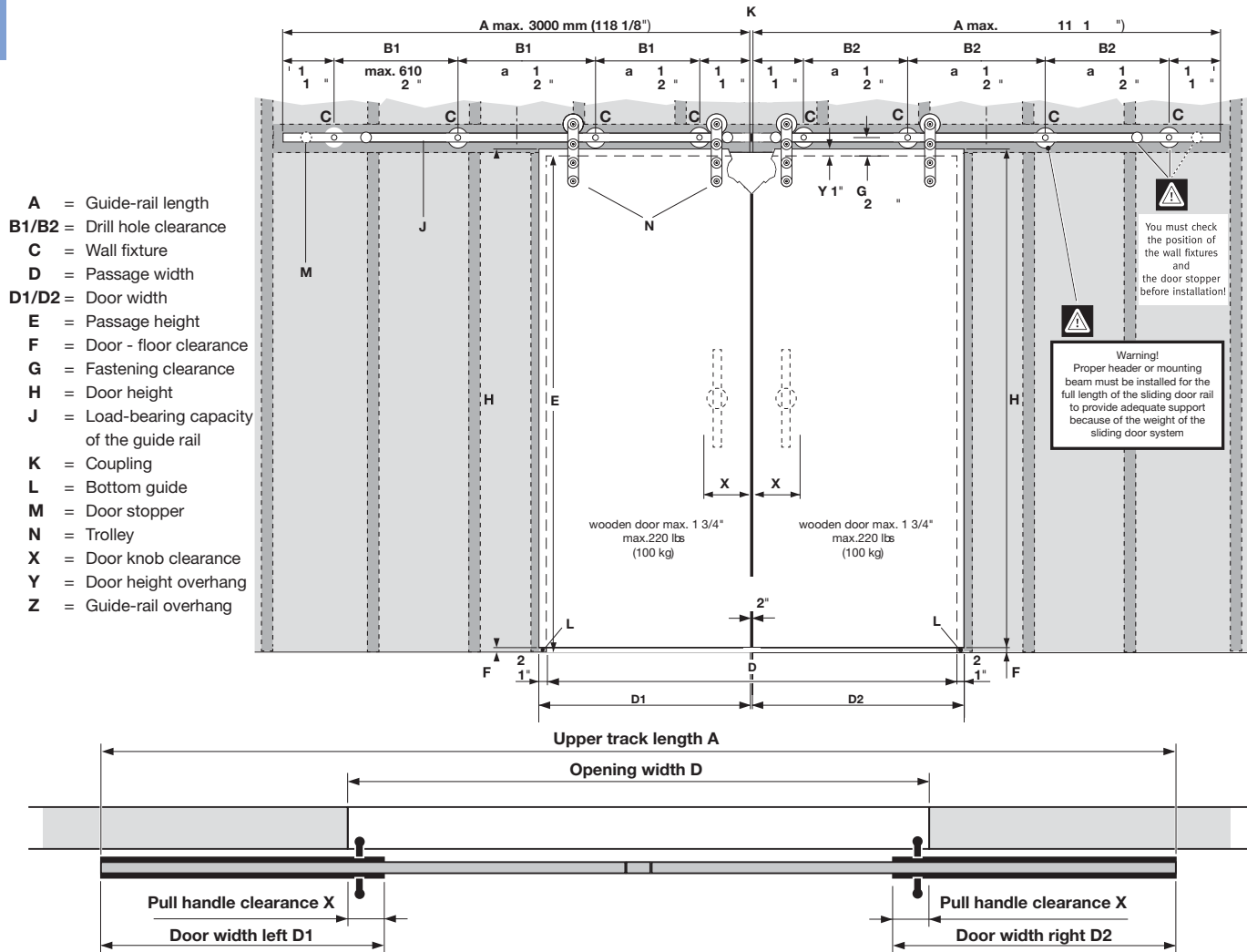
Item numbers stated are valid for 1 pc. When ordering individual components please indicate the desired quantity.
Order hanger bolts separately.

Dimensional data not binding. We reserve the right to alter specifications without notice.

Hanger bolts	page 1.107
Accessories	pages 1.119-1.123
Bi-parting applications	page 1.118
Pull handles	pages 2.10-2.32

Dimensions in mm
Inches are approximate

Accessories – For Hollow Tube Stainless Steel Tracks
Bi-parting Applications For Flatec IV, Flatec V and Project



Tracks

Description	Material	Finish	Drillings	Length	Item No.
	Stainless	matt	8	3 m (9' 10 1/8")	940.64.730
	Steel	polished	8		940.64.793
	Stainless	matt	8	3.658 m (12' 0")	940.64.799
	Steel	polished	8		940.64.792
	Stainless	matt	10	4.876 m (16' 0")	940.64.798
	Steel	polished	10		940.64.791

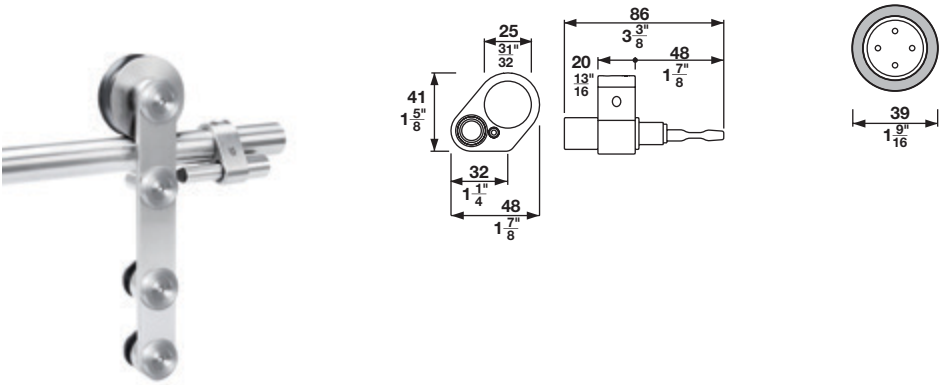
Note

In addition to the above upper tracks the following parts have to be ordered to complete a bi-parting sliding door assembly:
 4 running gears, 940.64.190/192 for Flatec IV, 940.64.195 for Flatec V, 940.64.198 for Project
 2 lower guides, 941.07.131
 4 door stoppers, 941.07.302/304
 Wall attachments set, refer to page 1.120, for correct amount refer to drillings listed above
 Baseboard spacer, only if needed, refer to page 1.121, for correct amount refer to drillings listed above
 Drywall support disks, only if needed, refer to page 1.120, for correct amount refer to drillings listed above
 Hex key, 008.28.062
 Hanger bolts refer to page 1.107, for correct amount refer to drillings listed above

Accessories – For Hollow Tube Stainless Steel Tracks

Door Dampener and Stops

	Description	Material	Finish	Length/Capacity	Item No.
	Door dampener set, Flatec IV and Flatec V	Stainless Steel	matt	35 – 70 kg (77 – 154 lbs.)	941.07.098
				20 – 35 kg (44 – 77 lbs.)	941.07.099
	Door stop, Flatec IV, Flatec V, and Project	Stainless Steel	matt	45 mm (1 3/4")	941.07.302
	Door stop, Antra I and Antra II	Stainless Steel	dark bronze	45 mm (1 3/4")	941.07.301









Flatec IV Fitting Sets

- Complete sets for 1 sliding glass door

Finish	Door width, max.	Track length	Item No.
matt stainless steel	0.9 m (35 7/16")	1.8 m (5' 10 7/8")	940.64.115
	1 m (39 7/8")	2.1 m (6' 10 11/16")	940.64.116
	1.1 m (43 5/16")	2.3 m (7' 6 9/16")	940.64.117
	1.25 m (49 3/16")	2.54 m (8' 4")	940.64.118
polished stainless steel	0.9 m (35 7/16")	1.8 m (5' 10 7/8")	940.64.013
	1 m (39 7/8")	2.1 m (6' 10 11/16")	940.64.014
	1.1 m (43 5/16")	2.3 m (7' 6 9/16")	940.64.015
	1.25 m (49 3/16")	2.54 m (8' 4")	940.64.016

Set Components

	Description	Material	Finish	Track length	Qty./door	Item No.
	Upper track, hollow tube	Stainless Steel	matt	1.8 m (5' 10 7/8")	1 pc.	940.64.718
				2.1 m (6' 10 11/16")		940.64.721
				2.3 m (7' 6 9/16")		940.64.723
				2.54 m (8' 4")		940.64.725
			polished	1.8 m (5' 10 7/8")		940.64.797
				2.1 m (6' 10 11/16")		940.64.796
				2.3 m (7' 6 9/16")		940.64.795
				2.54 m (8' 4")		940.64.794
	Running gear, face mounted	Stainless Steel	matt	-	2 pcs.	940.64.189
			polished			940.64.191
	Door stop	Stainless Steel	matt	-	2 pcs.	941.07.302
			polished			941.07.304
	Wall attachment with 5 mm (3/16") spacer	Stainless Steel	matt	2 pc. set	4 pcs. (up to door width of 1 m (39 7/8") or 5 pcs.)	940.64.407
				3 pc. set		940.64.408
			polished	2 pc. set		940.64.412
				3 pc. set		940.64.413
	Lower guide	Stainless Steel	matt	-	1 pc.	941.07.240
			polished			941.07.243
	Hex key, 5 mm (3/16")	Steel	galvanized	-	1 pc.	008.28.062

Installation Plan

Included in fitting set, also available for planning and execution upon request.

Note

Item numbers stated are valid for 1 pc. When ordering individual components please indicate the desired quantity.
Order hanger bolts separately.







Hanger bolts	page 1.317
Accessories	page 1.311-1.317
Bi-parting applications	page 1.310
Pull handles	pages 2.10-2.32

Project Fitting Sets

- Complete sets for 1 sliding glass door

Finish	Door width, max.	Track length	Item No.
matt stainless steel	0.9 m (35 7/16")	1.8 m (5' 10 7/8")	940.64.120
	1 m (39 7/8")	2.1 m (6' 10 11/16")	940.64.121
	1.1 m (43 5/16")	2.3 m (7' 6 9/16")	940.64.122
	1.25 m (49 3/16")	2.54 m (8' 4")	940.64.123

Set Components

	Description	Material	Finish	Track length	Qty./door	Item No.
	Upper track, hollow tube	Stainless Steel	matt	1.8 m (5' 10 7/8")	1 pc.	940.64.718
				2.1 m (6' 10 11/16")		940.64.721
				2.3 m (7' 6 9/16")		940.64.723
				2.54 m (8' 4")		940.64.725
	Running gear, face mounted	Stainless Steel	matt	–	2 pcs.	940.64.197
	Door stop	Stainless Steel	matt	–	2 pcs.	941.07.302
	Wall attachment with 5 mm (3/16") spacer	Stainless Steel	matt	2 pc. set	4 pcs. (up to door width of 1 m (39 7/8") or 5 pcs.	940.64.407
				3 pc. set		940.64.408
	Lower guide	Stainless Steel	matt	–	1 pc.	941.07.240
	Hex key, 5 mm (3/16")	Steel	galvanized	–	1 pc.	008.28.062

Installation Plan

Included in fitting set, also available for planning and execution upon request.

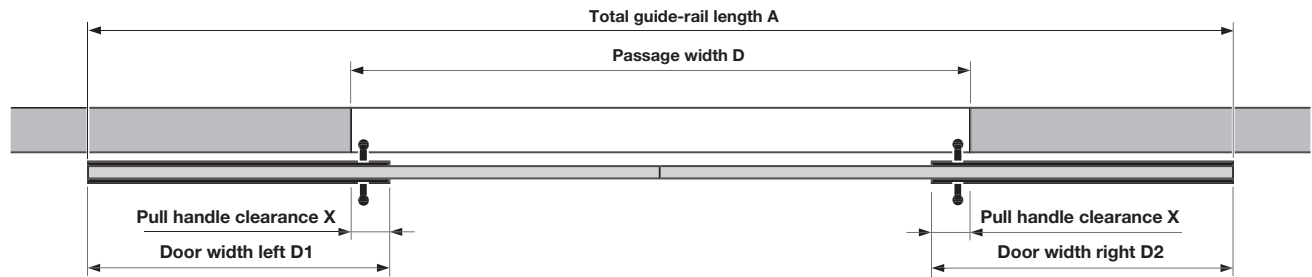
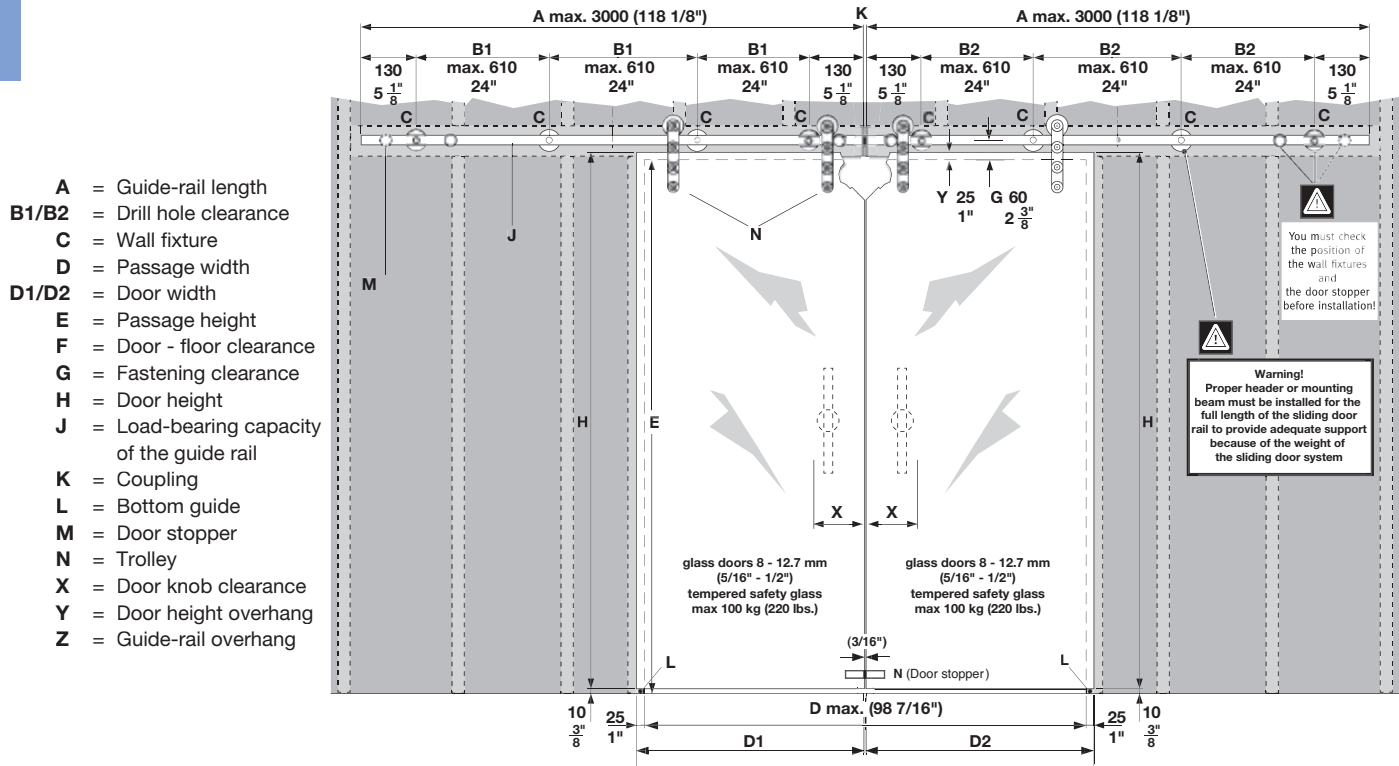
Note

Item numbers stated are valid for 1 pc. When ordering individual components please indicate the desired quantity.
Order hanger bolts separately.

Hanger bolts	page 1.317
Accessories	page 1.311-1.317
Bi-parting applications	page 1.310
Pull handles	pages 2.10-2.32

Accessories – For Hollow Tube Stainless Steel Tracks

Bi-parting Applications For Flatec IV, Project and Antra



Tracks

	Description	Material	Finish	Drillings	Track Length	Item No.
	Upper track for up to a 1.5 m (59") wide opening, hollow tube	Stainless Steel	matt	8	3 m (9' 10 1/8")	940.64.730
			polished			940.64.793
	Upper track for up to a 1.83 m (72") wide opening, hollow tube	Stainless Steel	matt	8	3.64 m (12')	940.64.799
			polished			940.64.792
	Upper track for up to a 2.44 m (96") wide opening, hollow tube	Stainless Steel	matt	10	4.88 m (16')	940.64.798
			polished			940.64.791

Note

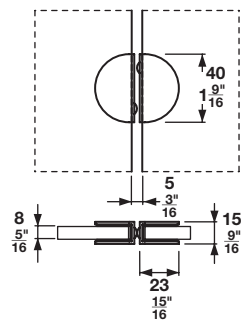
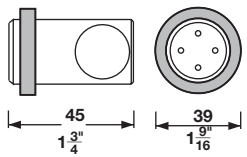
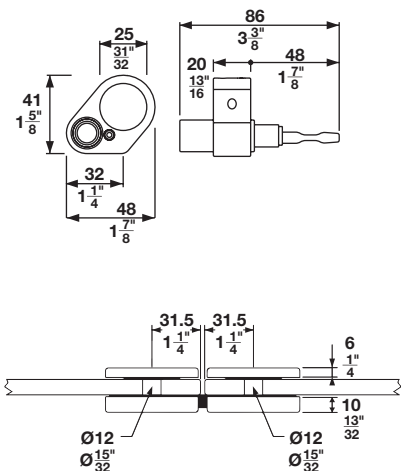
In addition to the above upper tracks the following parts have to be ordered to complete a bi-parting sliding door assembly:

- 4 running gears, 940.64.189 or 940.64.191 for Flatec IV glass matt or polished, 940.64.197 for Project glass
- 2 lower guides, 941.07.240 for Flatec IV glass (matt) and Project glass, 941.07.243 for Flatec IV glass (polished)
- 2 door stoppers 941.07.302 for Flatec IV glass (matt) and Project glass, 941.07.304 for Flatec IV glass (polished)
- 8 or 10 pcs. of wall attachments, refer to catalog page **1.312**.
- 1 hex key 008.28.062
- 1 door stopper set 941.07.300 or 941.07.303
- 8 or 10 hanger bolts, refer to catalog page **1.317**.

Accessories – For Hollow Tube Stainless Steel Tracks

Door Dampener and Stops

	Description	Material	Finish	Length/Capacity	Item No.
	Door dampener set, Flatec IV	Stainless Steel	matt	35 – 70 kg (77 – 154 lbs.)	941.07.098
				20 – 35 kg (44 – 77 lbs.)	941.07.099
	Door stop, Flatec IV and Project	Stainless Steel	matt	45 mm (1 3/4")	941.07.302
	Door stop, Antra I	Stainless Steel	dark bronze	45 mm (1 3/4")	942.07.301
	Door stop set for bi-parting glass doors, 8 – 12.7 mm (5/16\"	Stainless Steel	matt	–	941.07.300
	Door stop set for bi-parting glass doors, 8 mm (5/16\"	Stainless Steel	matt	–	941.07.303



Dimensional data not binding. We reserve the right to alter specifications without notice.