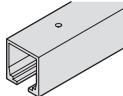
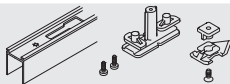








**Hawa Junior 100 B Pocket Sets**

	Model	Door width	Supplied with	Item No.
For 1 sliding door without upper track	Junior 100 B Pocket With SoftStop		2 running gears 1 carrier profile with suspension plate incl. M10 bolt 1 carrier profile with suspension plate incl. M10 bolt (pocket side) 2 SoftStop with retaining springs; 1 adjustment wrench 1 rattle-free floor guide 35 mm (1 1/8")	941.04.012
	Junior 100 B Pocket With SoftStop and spring buffer		2 running gears 1 carrier profile with suspension plate incl. M10 bolt 1 carrier profile with suspension plate incl. M10 bolt (pocket side) 1 SoftStop with retaining spring 1 spring buffer; 1 adjustment wrench 1 rattle-free floor guide 35 mm (1 1/8")	941.04.013
	Junior 100 B Pocket With SoftStop and SoftMove 100 on one side	≥650 mm (25 9/16")	1 running gear 1 running gear with soft close mechanism with release and stopper 1 carrier profile with suspension plate incl. M10 bolt 1 carrier profile with suspension plate incl. M10 bolt (pocket side) 1 SoftStop with retaining spring; 1 adjustment wrench 1 rattle-free floor guide 35 mm (1 1/8")	941.04.014
	Junior 100 B With spring buffer and SoftMove 100 on one side	≥650 mm (25 9/16")	1 running gear 1 running gear with soft close mechanism with release and stopper 1 carrier profile with suspension plate incl. M10 bolt 1 carrier profile with suspension plate incl. M10 bolt (pocket side) 1 spring buffer; 1 adjustment wrench 1 rattle-free floor guide 35 mm (1 1/8")	941.04.015
	Junior 100 B With SoftMove 100 on both sides	≥800 mm (31 1/2")	2 running gears with soft close mechanism with release and stopper 1 carrier profile with suspension plate incl. M10 bolt 1 carrier profile with suspension plate incl. M10 bolt (pocket side) 1 wall buffer; 1 adjustment wrench 1 rattle-free floor guide 35 mm (1 1/8")	941.04.016

→ Tracks and Accessories

Description		Material	Finish	Length	Item No.
Upper track, pre-drilled 34 x 40 mm (1 11/32" x 1 9/16")		Aluminum	clear anodized	1.8 m (5' 10 7/8")	940.80.180
				2 m (6' 6 3/4")	940.80.200
				2.2 m (7' 2 5/8")	940.80.220
				2.5 m (8' 2 7/16")	940.80.250
				3 m (9' 10 1/8")	940.80.300
Fixing profile for upper track with bayonet lock, with mounting set (can be shortened to respective track length)		Aluminum	clear anodized	2 m (6' 6 3/4")	940.80.420
				2.5 m (8' 2 7/16")	940.80.421
				3 m (9' 10 1/8")	940.80.422
Upper track, top mounted, pre-drilled, for suspended ceilings		Aluminum	clear anodized	2.5 m (8' 2 7/16")	941.04.610
				4 m (13' 1 1/2")	941.04.611
				6 m (19' 8 1/4")	941.04.612
Clip-on fascia for fixing profile, for transom facing		Aluminum	clear anodized	2 m (6' 6 3/4")	940.80.423
Guide rail, glue-in type		Plastic	black	1.3 m (4' 3 3/16")	940.41.130
Junior 80/100 spring buffer, cannot be used in combination with SoftMove		Zinc Alloy	—	—	940.80.320
SoftMove 100 soft close mechanism, maximum capacity 100 kg (220 lbs.); includes running gear and stopper		—	—	—	941.04.302
SoftMove 100 cover cap		Plastic	black	—	941.04.303

Dimensional data not binding. Dimensions in mm, inches are approximate. We reserve the right to alter specifications without notice.