





Hawa Porta 60/100 HM Sets

	Model	Door weight	Supplied with	Item No.
For 1 sliding door without the upper track	Porta 60 HM/HMD	≤60 kg (132 lbs.)	2 running gears incl. suspension bolts and set nuts, M8 2 support profiles 2 suspension blocks with end cap 2 track stoppers with retaining spring	940.60.115
	Porta 100 HM/HMD	≤100 kg (220 lbs.)	1 floor guide, adjustable 1 set of mounting screws	941.00.115

Note

Order 2 sets for bi-parting sliding doors.

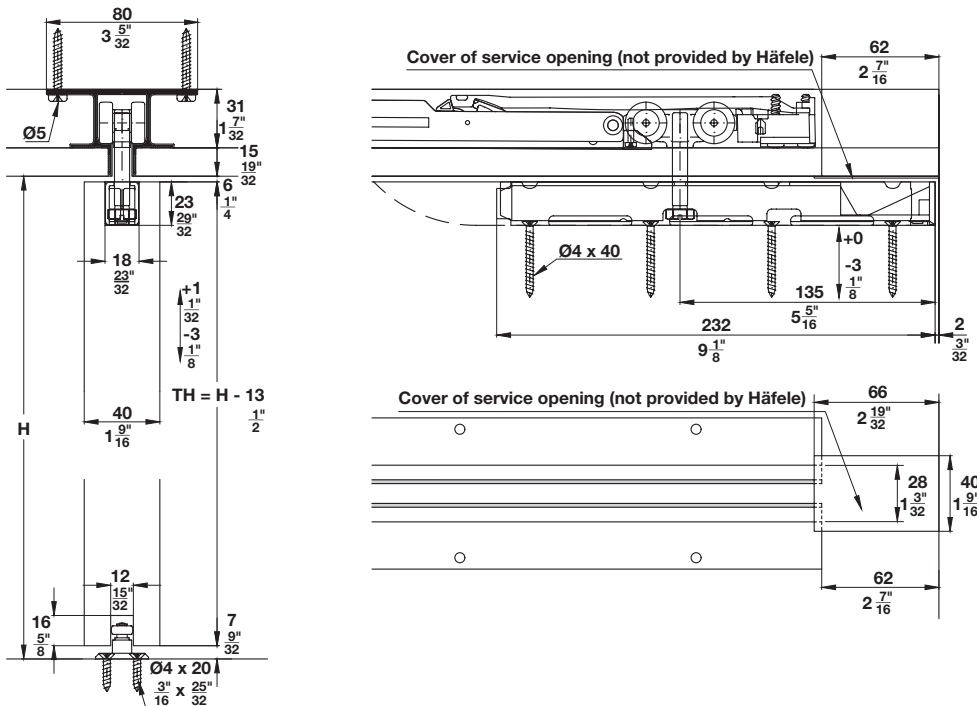
→ Tracks and Accessories

Description		Material	Finish	Length	Item No.
Upper track, pre-drilled 30 x 31 mm (1 3/16" x 1 7/32")		Aluminum	mill	2.0 m (6' 6" 3/4")	941.00.200
				2.5 m (8' 2 7/16")	941.00.250
				6 m (19' 8 1/4")	941.00.600
			silver anodized	2.0 m (6' 6" 3/4")	941.00.205
				2.5 m (8' 2 7/16")	941.00.255
				6 m (19' 8 1/4")	941.00.605
Upper track for ceiling integration, pre-drilled		Aluminum	silver anodized	2.5 m (8' 2 7/16")	941.00.616
				3.5 m (11' 5 13/16")	941.00.617
				6 m (19' 8 1/4")	941.00.618
Floor guide, adjustable		Plastic	anthracite	65 mm (2 9/16")	941.00.037
Suspension bolt set for integrated ceiling installation		Steel	zinc-plated	—	941.00.405

Note

For an application with the upper track recessed into the ceiling order 1 Hawa Porta HM fitting set, 1 upper track, and 1 set of the suspension bolts. Soft closing mechanisms can be added as an option. Provide a service opening as recommended in drawing.

Upper track for ceiling integration



Sliding door locks	pages 1.389–1.394
Flush pulls	pages 1.394–1.396
Pull handles	pages 2.3–2.29
Hawa soft and self-close	page 1.70