

## EKU Porta 60/100 HM Set

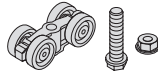





- For 1 sliding door without the upper track

| Door weight        | Item No.   |
|--------------------|------------|
| ≤60 kg (132 lbs.)  | 940.60.115 |
| ≤100 kg (220 lbs.) | 941.00.115 |

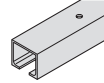

### Note

For 2 bi-parting doors, please order 2 sets.

## Set Components

|   | Description  | Material | Finish     | Qty.   |
|---|--|----------|------------|--------|
|  | Running gear, with four wheels, suspension screw and nut | –        | –          | 2 pcs. |
|  | Support profile  | Steel    | galvanized | 2 pcs. |
|  | Support profile with end cap                             | Plastic  | anthracite | 2 pcs. |
|  | Track stopper, with retaining spring                     | –        | –          | 2 pcs. |
|  | Floor guide, adjustable                                  | Plastic  | anthracite | 1 pc.  |
|  | Fixing screws  | –        | –          | 1 set  |

## Individual Components

|   | Description  | Material | Finish     | Length             | Item No.   |
|---|--|----------|------------|--------------------|------------|
|  | Upper track, pre-drilled, 30 x 31 mm (1 3/16" x 1 7/32") | Aluminum | mill       | 2 m (6' 6 3/4")    | 941.00.200 |
|   |  |          |            | 2.5 m (8' 2 7/16") | 941.00.250 |
|   |  |          |            | 6 m (19' 8 1/4")   | 941.00.600 |
|   |  |          | anodized   | 2 m (6' 6 3/4")    | 941.00.205 |
|   |  |          |            | 2.5 m (8' 2 7/16") | 941.00.255 |
|   |  |          |            | 6 m (19' 8 1/4")   | 941.00.605 |
|  | Floor guide, adjustable                                  | Plastic  | anthracite | 65 mm (2 9/16")    | 941.00.037 |

## EKU Porta 60/100 HMD Set

- For 1 sliding door with the upper track, length 2 m (6' 6 3/4")

| Version | Door Weight       | Item No.   |
|---------|-------------------|------------|
| A       | ≤60 kg (132 lbs.) | 940.60.116 |

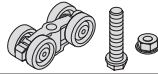

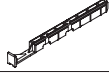



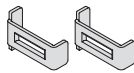
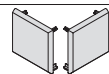


- For 1 sliding door with upper track and clip panel, length 2 m (6' 6 3/4")

| Version | Door Weight        | Item No.   |
|---------|--------------------|------------|
| B       | ≤100 kg (220 lbs.) | 941.00.116 |

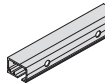

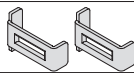
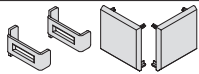


- For 1 sliding door without the upper track

| Version | Door Weight        | Item No.   |
|---------|--------------------|------------|
| C       | ≤60 kg (132 lbs.)  | 940.60.115 |
| D       | ≤100 kg (220 lbs.) | 941.00.115 |

## Set Components

|   | Description  | Material | Finish     | Version    | Qty.   |
|---|--|----------|------------|------------|--------|
|    | Running gear, with four wheels, suspension screw and nut                                 | –        | –          | A, B, C, D | 2 pcs. |
|    | Support profile  | Steel    | galvanized | A, B, C, D | 2 pcs. |
|    | Support profile with end cap   | Plastic  | anthracite | A, B, C, D | 2 pcs. |
|    | Track stopper, with retaining spring   | –        | –          | A, B, C, D | 2 pcs. |
|    | Floor guide, adjustable  | Plastic  | anthracite | A, B, C, D | 1 pc.  |
|  | Fixing screws  | –        | –          | A, B, C, D | 1 set  |
|  | Security bracket set, for wood and aluminum panel, prevents the track from bending apart | Steel    | galvanized | A, B       | 1 pc.  |
|  | End caps   | Plastic  | –          | B          | 1 set  |
|  | Clip panel   | Aluminum | anodized   | B          | 1 pc.  |
|  | Track cleaning tool  | Aluminum | silver     | B          | 1 pc.  |

## Individual Components

|   | Description  | Material | Finish     | Length               | Item No.   |
|---|--|----------|------------|----------------------|------------|
|  | Upper track, pre-drilled, 47.5 x 31 mm (1 7/8" x 1 7/32")                                | Aluminum | anodized   | 2.5 m (8' 2 7/16")   | 940.60.825 |
|   |  |          |            | 3.5 m (11' 5 25/32") | 940.60.835 |
|   |  |          |            | 6 m (19' 8 1/4")     | 940.60.860 |
|  | Clip-on fascia, 31 mm (1 7/32")  | Aluminum | anodized   | 2.5 m (8' 2 7/16")   | 940.60.725 |
|   |  |          |            | 3.5 m (11' 5 25/32") | 940.60.735 |
|   |  |          |            | 6 m (19' 8 1/4")     | 940.60.760 |
|  | Security bracket set, for wood and aluminum panel, prevents the track from bending apart | Steel    | galvanized | –                    | 940.60.093 |
|  | End cap, with security bracket for aluminum panel  | Plastic  | anthracite | –                    | 940.60.068 |
|  | Floor guide, adjustable  | Plastic  | anthracite | 65 mm (2 9/16")      | 941.00.037 |
|  | Floor guide, with wall mounting bracket  | Steel    | galvanized | 81.5 mm (3 7/32")    | 941.00.036 |








Dimensions in mm  
Inches are approximate

## EKU Divido 100 HM Set

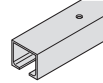
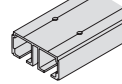

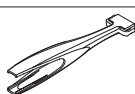


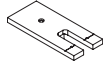
- For 1 sliding door without upper track

|  | Item No.   |
|--|------------|
|  | 941.00.115 |

## Set Components

|   | Description                                   | Material | Finish          | Qty.   |
|---|---|----------|-----------------|--------|
|  | Running gear, with four wheels                | Plastic  | white           | 2 pcs. |
|  | Suspension bolt, M8 x 35 mm                   | Steel    | zinc-plated     | 2 pcs. |
|  | Carrier block                                 | Plastic  | white           | 2 pcs. |
|  | Suspension profile for carrier block          | Aluminum | unanodized      | 2 pcs. |
|  | Door stopper with adjustable retention spring | Plastic  | gray            | 2 pcs. |
|  | Lower guide                                   | Plastic  | anthracite gray | 1 pc.  |
|  | Fixing screws                                 | —        | —               | 1 set  |

## Individual Components

|   | Description  | Material | Finish     | Length                       | Item No.   |
|---|--|----------|------------|------------------------------|------------|
|   | Single upper track,<br>30 x 31 mm (1 3/16" x 1 1/4") | Aluminum | unanodized | 2 m (6' 6 3/4")              | 941.00.200 |
|   |  |          |            | 2.5 m (8' 2 7/16")           | 941.00.250 |
|   |  |          |            | 6 m (19' 8 1/4")             | 941.00.600 |
|  | Dual upper track,<br>73 x 31 mm (2 7/8" x 1 1/4")    | Aluminum | anodized   | 2.5 m (8' 2 7/16")           | 941.12.925 |
|   |  |          |            | 3.5 m (11' 5 13/16")         | 941.12.935 |
|   |  |          |            | 6 m (19' 8 1/4")             | 941.12.960 |
|  | Triple upper track,<br>111 x 31 mm (4 3/8" x 1 1/4") | Aluminum | anodized   | 2.5 m (8' 2 7/16")           | 941.13.425 |
|   |  |          |            | 3.5 m (11' 5 13/16")         | 941.13.435 |
|   |  |          |            | 6 m (19' 8 1/4")             | 941.13.460 |
|  | Track cleaning tool                                  | Aluminum | silver     | —                            | 941.00.099 |
|  | Soft close   | —        | —          | 10 - 60 kg (22 - 132 lbs.)   | 940.60.045 |
|   |  |          |            | 61 - 100 kg (133 - 200 lbs.) | 940.60.010 |
|  | Cover cap, for soft close                            | —        | —          | —                            | 940.60.094 |
|  | Milling jig, for soft close                          | —        | —          | —                            | 940.60.095 |

## Installation Plan

(Included in fitting set), mounting instructions for planning and execution available upon request.