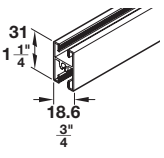

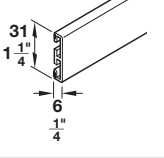

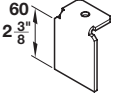


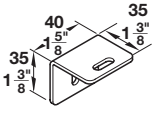
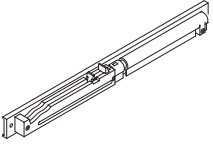
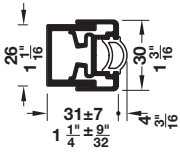
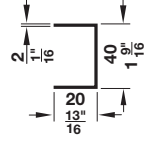


**Silent Aluflex 40**

**Accessories**

1

	Description	Material	Finish	Length	Item No.
	Mullion	Aluminum	silver colored anodized (E6/EV1)	2 m (6' 6 3/4")	403.37.922
				3 m (9' 10 1/8")	403.37.923
				6.05 m (19' 10 3/16")	403.37.926
	Mounting clips for the above mullion	Plastic	white	-	403.35.300
	Decorative mullion, self adhesive for optical subdividing of the door panels	Aluminum	-	2 m (6' 6 3/4")	403.53.920
				3 m (9' 10 1/8")	403.53.930
				6 m (19' 8 1/4")	403.53.960
	Gasket, for panel thicknesses 4 - 5 (5/32" - 3/16")	Plastic	transparent	10 m (32' 9 11/16")	403.36.983
	End bracket for all guide tracks, for covering the sides, screw-mounted	Steel	powder-coated white aluminum RAL 9006	-	403.55.991
	Center door stopper for mounting into the top guide track	Plastic	gray	-	403.50.945
	Cover cap, for single running bottom track	Stainless steel	brushed	-	403.55.060
	Wall mounting bracket, for top guide track with mounting screw and set nut, required every 400 mm (15 3/4")	Steel	white aluminum RAL 9006	-	403.55.980
	Soft and self closing mechanism, for door weights up to 15 kg (33 lbs.)	Plastic	black/gray	-	403.50.988
	Soft and self closing mechanism, for door weights up to 40 kg (88 lbs.)		black/green	-	403.50.999
<p><b>Note</b>                      Minimum door width with one soft and self closing mechanism is 470 mm (18 1/2"), with two, 818 mm (32 3/16")</p>					
	Wall compensating profile	Aluminum	silver colored anodized	3 m (9' 10 1/8")	940.93.230
	Wall connection profile	Aluminum	silver colored anodized	6 m (19' 8 1/4")	403.65.960

Dimensional data not binding. We reserve the right to alter specifications without notice.

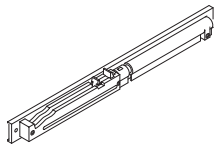
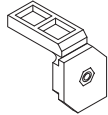
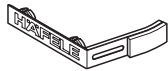

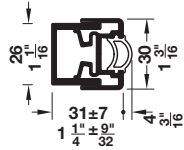
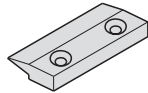
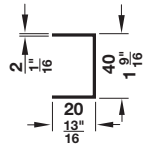
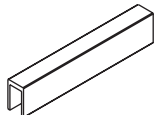
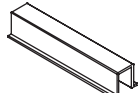
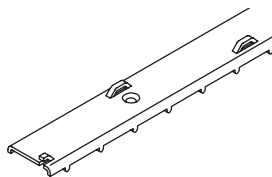
Dimensions in mm  
 Inches are approximate

AH **1.324**

[www.hafele.com/us](http://www.hafele.com/us)

**Silent Aluflex 80**

**Accessories**

	Description	Material	Finish	Length	Item No.
	Soft and self closing mechanism, for door weights up to 80 kg (176 lbs.)		black/yellow		403.50.989
	Soft and self closing mechanism, for door weights up to 40 kg (88 lbs.)	Plastic	black/green	-	403.50.999
	<b>Note</b> Minimum door width with one soft and self closing mechanism is 500 mm (19 5/8"), with two, 830 mm (36 5/8")				
	Release bracket for soft and self closing mechanism	Plastic	gray	-	403.50.997
	Track cleaning brush set, for running track with Häfele logo (2 pcs.)	Aluminum	silver colored	-	403.55.988
	Track cleaning brush set, for running track without Häfele logo (2 pcs.)	Aluminum	silver colored	-	403.55.997
	Wall compensating profile, with sealing profile	Aluminum	silver colored anodized	3 m (9' 10 1/8")	940.93.230
			bronze		940.93.103
	Follower set for door, for synchronized movement, with mounting screws	Aluminum	silver colored anodized	-	403.50.979
			bronze		403.50.119
	Wall connection profile	Aluminum	silver colored anodized	6 m (19' 8 1/4")	403.65.960
			bronze		403.65.106
	Fixed panel adapter profile (track)	Aluminum	silver colored anodized	6 m (19' 8 1/4")	403.58.906
			bronze		403.58.116
	Fixed panel adjusting profile (door)	Aluminum	silver colored anodized	6 m (19' 8 1/4")	403.58.916
			bronze		403.58.126
	Aluflex 80 carpet backer, for single lower running track				403.74.602
	Aluflex 80 carpet backer, for dual lower running track	Aluminum	Mill finish	2 m (78 3/4")	403.74.612
	Aluflex 80 carpet backer, for triple lower running track				403.74.622

Dimensional data not binding. We reserve the right to alter specifications without notice.

Dimensions in mm  
 Inches are approximate