

HAWA Junior 80/G







Set

- For 1 sliding door without upper track and lower guide channel

Item No.
940.84.007

Supplied With
Mounting instructions

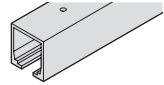










Set Components

Description	Material	Finish	Qty.	Item No.
 Double roller running gear	Wheels: Nylon	–	2 pcs.	940.80.012
 Suspension block with bolt, M10	Aluminum	silver colored anodized	2 pcs.	940.80.019
 Track stopper with adjustable retention spring	–	–	2 pcs.	940.80.040
 Cover Cap, for support profile	Plastic	anthracite	2 pcs.	942.56.029
 Wall buffer	Rubber	black	1 pc.	940.40.051
 Locking wrench to suspension plate	Steel	–	1 pc.	940.80.092

Note

Item numbers are valid for only 1 piece, when ordering individual components please state the desired amount. For 2 bi-parting sliding glass doors, please order 2 sets.

Individual Components

Description	Material	Finish	Length	Item No.
 Upper track, pre-drilled	Aluminum	clear anodized	1.4 m (4' 7 1/8")	940.80.140
			1.6 m (5' 3")	940.80.160
			1.8 m (5' 10 7/8")	940.80.180
			2 m (6' 6 3/4")	940.80.200
			2.2 m (7' 2 5/8")	940.80.220
			2.5 m (8' 2 7/16")	940.80.250
			3 m (9' 10 1/8")	940.80.300
			4 m (13' 1 1/2")	940.80.400
			6 m (19' 8 1/4")	940.80.600
 Support and glass suspension profile, glass thickness 8 – 10 mm (3/16" – 13/32")	Aluminum	anodized	6.5 m (21' 3 7/8")	942.56.765
 Cover for glass suspension, profile glass thickness of 8 – 10 mm (3/16" – 13/32")	Plastic	anthracite	–	942.44.060
 Support and glass suspension profile, glass thickness 12 – 16 mm (15/32" – 5/8")	Aluminum	anodized	6.5 m (21' 3 7/8")	942.56.865
 Cover for glass suspension, profile glass thickness of 12 – 16 mm (15/32" – 5/8")	Plastic	anthracite	–	942.44.061
 Glass holder, for glass thickness 8, 10, 12, 12.7, 14 and 16 mm. (5/16", 13/32", 15/32", 1/2", 9/16", 5/8") (4 pcs. required for each support and glass suspension profile)	Plastic	–	–	940.84.024
 Lower guide, rattle-free for glass thickness 8, 10 and 12.7 mm (3/16", 13/32", 1/2")	Steel	chrome-plated matt	–	940.40.032
 Floor mounted door stop 57 x 28 x 39 mm (2 1/4" x 1 1/8" x 1 9/16")	Aluminum	chrome-plated matt	–	940.40.052
 Floor guide, for bottom support and glass suspension profile	Plastic	–	–	940.84.037
 Guide track, 31 x 28 mm (1 1/4" x 1 1/8"), pre-drilled	Aluminum	anodized	6 m (19' 8 1/4")	946.03.600
 Guide piece, with zero clearance, 14 mm (9/16"), with carriage	Plastic	–	–	946.12.060

Dimensions in mm
Inches are approximate