

EKU Porta 60/100 HC Set

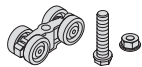




- For 1 sliding door without the upper track

Door Weight	Item No.
≤60 kg (132 lbs.)	940.60.111
≤100 kg (220 lbs.)	941.00.111

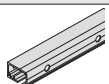

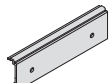
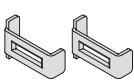
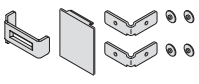
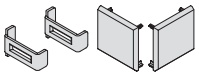

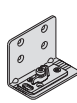
Note

For 2 bi-parting sliding doors, please order 2 sets.

Set Components

	Description	Material	Finish	Qty.
	Running gear, with four wheels, suspension screw and nut	–	–	2 pcs.
	Support flange	Steel	galvanized	2 pcs.
	Track stopper, with retaining spring	–	–	2 pcs.
	Floor guide, adjustable	Plastic	anthracite	1 pc.
	Fixing screws	–	–	1 set

Individual Components

	Description	Material	Finish	Length	Item No.
	Upper track, pre-drilled, 47.5 x 31 mm (1 7/8" x 1 7/32")	Aluminum	anodized	2.5 m (8' 2 7/16")	940.60.825
				3.5 m (11' 5 25/32")	940.60.835
				6 m (19' 8 1/4")	940.60.860
	Clip-on fascia 7 x 60 mm (9/32" x 2 3/8")	Aluminum	anodized	2.5 m (8' 2 7/16")	941.12.425
				3.5 m (11' 5 25/32")	941.12.435
				6 m (19' 8 1/4")	941.12.460
	Clip, for wood and aluminum panel, pre-drilled	Aluminum	mill	97 mm (3 13/16")	940.60.065
	Security bracket set, for wood and aluminum panel, prevents the track from bending apart	Steel	galvanized	–	940.60.093
	End cap, with security bracket for aluminum panel	Aluminum	anodized	–	940.60.066
	End cap, with security bracket for wood panel	Plastic	anthracite	–	940.60.067
	Floor guide, adjustable	Plastic	anthracite	65 mm (2 9/16")	941.00.037
	Floor guide, with wall mounting bracket	Steel	galvanized	81.5 mm (3 7/32")	941.00.036

Dimensional data not binding. We reserve the right to alter specifications without notice.

Mortise locks	pages 1.358-1.362
Flush pulls	pages 1.363, 1.371-1.373
Stacking	page 1.48
EKU Porta synchro	pages 1.32-1.33
Soft and self close	page 1.46

Dimensions in mm
Inches are approximate

EKU Porta 60/100 HMD Set

- For 1 sliding door with the upper track, length 2 m (6' 6 3/4")

Version	Door Weight	Item No.
A	≤60 kg (132 lbs.)	940.60.116

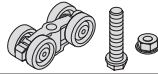

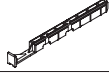



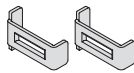
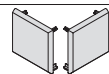


- For 1 sliding door with upper track and clip panel, length 2 m (6' 6 3/4")

Version	Door Weight	Item No.
B	≤100 kg (220 lbs.)	941.00.116

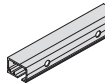

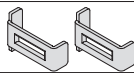
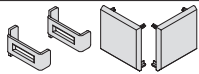


- For 1 sliding door without the upper track

Version	Door Weight	Item No.
C	≤60 kg (132 lbs.)	940.60.115
D	≤100 kg (220 lbs.)	941.00.115

Set Components

	Description	Material	Finish	Version	Qty.
	Running gear, with four wheels, suspension screw and nut	–	–	A, B, C, D	2 pcs.
	Support profile	Steel	galvanized	A, B, C, D	2 pcs.
	Support profile with end cap	Plastic	anthracite	A, B, C, D	2 pcs.
	Track stopper, with retaining spring	–	–	A, B, C, D	2 pcs.
	Floor guide, adjustable	Plastic	anthracite	A, B, C, D	1 pc.
	Fixing screws	–	–	A, B, C, D	1 set
	Security bracket set, for wood and aluminum panel, prevents the track from bending apart	Steel	galvanized	A, B	1 pc.
	End caps	Plastic	–	B	1 set
	Clip panel	Aluminum	anodized	B	1 pc.
	Track cleaning tool	Aluminum	silver	B	1 pc.

Individual Components

	Description	Material	Finish	Length	Item No.
	Upper track, pre-drilled, 47.5 x 31 mm (1 7/8" x 1 7/32")	Aluminum	anodized	2.5 m (8' 2 7/16")	940.60.825
				3.5 m (11' 5 25/32")	940.60.835
				6 m (19' 8 1/4")	940.60.860
	Clip-on fascia, 31 mm (1 7/32")	Aluminum	anodized	2.5 m (8' 2 7/16")	940.60.725
				3.5 m (11' 5 25/32")	940.60.735
				6 m (19' 8 1/4")	940.60.760
	Security bracket set, for wood and aluminum panel, prevents the track from bending apart	Steel	galvanized	–	940.60.093
	End cap, with security bracket for aluminum panel	Plastic	anthracite	–	940.60.068
	Floor guide, adjustable	Plastic	anthracite	65 mm (2 9/16")	941.00.037
	Floor guide, with wall mounting bracket	Steel	galvanized	81.5 mm (3 7/32")	941.00.036

Dimensions in mm
Inches are approximate