




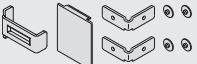
Hawa Porta 60/100 HC Sets


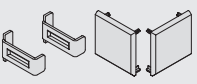


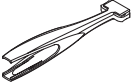
	Model	Door weight	Supplied with	silver colored	black
For 1 sliding door without upper track	Porta 60 H/HC	≤60 kg (132 lbs.)	2 running gears including suspension bolts and set nuts, M8 2 support flanges 2 track stoppers with retaining spring	940.60.111	940.60.134
	Porta 100 H/HC	≤100 kg (220 lbs.)	1 floor guide, adjustable 1 set of mounting screws	941.00.111	941.00.054

Note

Order 2 sets for bi-parting sliding doors.

→ Tracks and Accessories

Description		Material	Length	silver anodized	black anodized
Upper track, pre-drilled 47.5 x 31 mm (1 7/8" x 1 7/32")		Aluminum	2.5 m (8' 2 7/16")	940.60.825	940.60.601
			3.5 m (11' 5 25/32")	940.60.835	940.60.602
			6 m (19' 8 1/4")	940.60.860	–
Clip-on fascia 7 x 60 mm (9/32" x 2 3/8")		Aluminum	2.5 m (8' 2 7/16")	941.12.425	941.12.400
			3.5 m (11' 5 25/32")	941.12.435	941.12.401
			6 m (19' 8 1/4")	941.12.460	–
Clip, for mounting wood and aluminum fascia, pre-drilled		Aluminum	97 mm (3 13/16")	940.60.065	940.60.405
End cap (1 pc.), with security bracket, for aluminum clip-on fascia		Aluminum	–	940.60.066	940.60.408

Description		Material	Finish	Length	Item No.
Security bracket set, for wood and aluminum fascia, prevents the track from bending apart		Steel	zinc-plated	–	940.60.093
End cap set, includes security brackets for aluminum clip-on fascia		Plastic	anthracite	–	940.60.067
Floor guide, adjustable		Plastic	anthracite	65 mm (2 9/16")	941.00.037
Floor guide, with wall mounting bracket		Steel	zinc-plated	81.5 mm (3 7/32")	941.00.036
Upper track cleaning tool		Plastic	gray	–	941.00.099

Mortise locks pages 1.387, 1.398

Flush pulls pages 1.394–1.396

Hawa Porta Synchro pages 1.54–1.55

Hawa soft and self-close page 1.70

Hawa Porta 60/100 HMD Sets

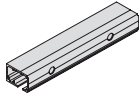

	Model	Description	Door weight	Supplied with	silver colored
For 1 sliding door with upper track, 2 m (6' 6 3/4")	Porta 60 HMD	Without clip-on fascia	≤60 kg (132 lbs.)	1 Porta 60 HM/HMD fitting set 1 security bracket set, for wood and aluminum clip-on fascia 1 set of mounting screws 1 upper track, 2 m (6' 6 3/4"), silver anodized	940.60.116
	Porta 100 HMD	With clip-on fascia	≤100 kg (220 lbs.)	1 Porta 100 HM/HMD fitting set 1 end cap set, incl. security brackets for aluminum clip-on fascia 1 set of mounting screws 1 upper track, 2 m (6' 6 3/4"), silver anodized 1 clip-on fascia, 2 m (6' 6 3/4"), silver anodized 1 upper track cleaner	941.00.116

	Model	Door weight	Supplied with	silver colored	black
For 1 sliding door without upper track	Porta 60 HM/HMD	≤60 kg (132 lbs.)	2 running gears incl. suspension bolts and set nuts, M8 2 support profiles 2 suspension blocks with end cap 2 track stoppers with retaining spring	940.60.115	940.60.135
	Porta 100 HM/HMD	≤100 kg (220 lbs.)	1 floor guide, adjustable 1 set of mounting screws	941.00.115	941.00.055

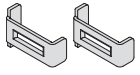
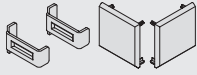


Note

Order 2 sets for bi-parting sliding doors.

→ Tracks

Description		Material	Length	silver anodized	black
Upper track, pre-drilled 47.5 x 31 mm (1 7/8" x 1 7/32")		Aluminum	2.5 m (8' 2 7/16")	940.60.825	940.60.601
			3.5 m (11' 5 25/32")	940.60.835	940.60.602
			6 m (19' 8 1/4")	940.60.860	–
Clip-on fascia 7 x 60 mm (9/32" x 2 3/8")		Aluminum	2.5 m (8' 2 7/16")	940.60.725	940.60.406
			3.5 m (11' 5 25/32")	940.60.735	940.60.407
			6 m (19' 8 1/4")	940.60.760	–

→ Accessories

Description		Material	Finish	Length	Item No.
Security bracket set, for wood and aluminum fascia, prevents the track from bending apart		Steel	zinc-plated	–	940.60.093
End cap set, includes security brackets for aluminum clip-on fascia		Plastic	anthracite	–	940.60.068
			black	–	940.60.409
Floor guide, adjustable		Plastic	anthracite	65 mm (2 9/16")	941.00.037
Floor guide, with wall mounting bracket		Steel	zinc-plated	81.5 mm (3 7/32")	941.00.036

Sliding door locks pages 1.389–1.394

Flush pulls pages 1.394–1.396

Pull handles pages 2.3–2.29

Hawa soft and self-close page 1.70