

Slido Design 80-M Set

- With upper running track

| Length | Item No. |
|------------------|------------|
| 1.1 m (43 5/16") | 940.59.008 |
| 1.8 m (70 7/8") | 940.59.009 |

Supplied with

- 1 running track
- 1 running gear
- 2 soft and self closing mechanisms
- 1 guide track
- 1 floor guide
- 1 set of guide rollers
- 1 set of end caps (1 pair black, 1 pair silver colored)
- 2 spacers
- 1 floor mounted stop (for optional use)
- 2 hex keys
- 1 open-ended spanner

Bottom Track, for soft floors

| Material | Finish | Length | Item No. |
|----------|----------------|--------------------|------------|
| Aluminum | anodized | 2.2 m (7' 2 5/8") | 940.59.802 |
| | | 3.6 m (11' 9 3/4") | 940.59.803 |
| | black anodized | 2.2 m (7' 2 5/8") | 940.59.812 |
| | | 3.6 m (11' 9 3/4") | 940.59.813 |

Note

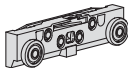
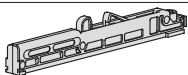
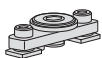
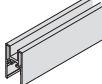
The bottom rollers need to run on a solid floor, if carpet is present then a bottom track must be used.

Slido Design 80-M Set

- With upper running track

| For glass thickness | Length | Item No. |
|---------------------|------------------|------------|
| 10 mm (3/8") | 1.1 m (43 5/16") | 940.59.005 |
| | 1.8 m (70 5/16") | 940.59.007 |
| 12.7 mm (1/2") | 1.1 m (43 5/16") | 940.59.015 |

Set Components

| | Description | For 1 door |
|---|--|-------------------------|
|  | Upper running track | 1 pc. |
|  | Running gear, upper | 1 pc. |
|  | Distance plates | 3 x 1 mm (1/8" x 1/32") |
| | | 3 x 2 mm (1/8" x 3/32") |
| | | 3 x 3 mm (1/8" x 1/8") |
|  | Soft and self close mechanism | 2 pcs. |
|  | Bottom roller set | 1 pc. |
|  | End caps set (1 black pair, 1 silver colored pair) | 1 pc. |
|  | Distance roller | 2 pcs. |
|  | Running track fascia | 1 pc. |
|  | Clip-on profile for guide profile | 1 pc. |
|  | Guide profile, 10/12.7 mm (3/8"/1/2") | 1 pc. |
|  | Floor guide | 1 pc. |

Bottom track, for soft floors

| Material | Finish | Length m/inches | Item No. |
|----------|----------------|--------------------|------------|
| Aluminum | anodized | 2.2 m (7' 2 5/8") | 940.59.802 |
| | | 3.6 m (11' 9 3/4") | 940.59.803 |
| | black anodized | 2.2 m (7' 2 5/8") | 940.59.812 |
| | | 3.6 m (11' 9 3/4") | 940.59.813 |

Note

The bottom rollers need to run on a solid floor, if carpet is present then a running track must be used.