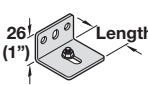
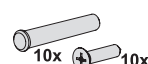


Slido Classic 40-I to 120-I






Mounting Brackets and Accessories

Description	Area of application	Material	Finish	Wall distance track center	Length	Item No.
 10	For upper track 1	Steel	galvanized	16 – 25 mm (5/8" – 1")	36 mm (1 7/16")	940.42.061
				18 – 33 mm (1 1/16" – 1 5/16")	44 mm (1 3/4")	940.62.061
				33 – 55 mm (1 5/16" – 2 3/16")	64 mm (2 1/2")	940.42.063
 10x	For upper track 5 and mounting rails 16 and 17	Steel	galvanized	–	1 set	941.25.090








Note

Install wall mounting brackets **10** every 400 mm (15 3/4").

Fascias and Accessories

Description	Material	Finish	Length	Width	Item No.
 G	Aluminum	clear anodized	2 m (6' 6 3/4")	–	940.43.620
			3 m (9' 10 1/8")	–	940.43.630
			6 m (19' 8 1/4")	–	940.43.660
 Q	Aluminum	clear anodized	2 m (6' 6 3/4")	–	941.25.620
			3 m (9' 10 1/8")	–	941.25.630
			6 m (19' 8 1/4")	–	941.25.660
 B	Plastic	silver colored	–	50 mm (2")	941.25.040
	Plastic	silver colored	–	61 mm (2")	941.25.041
	Plastic	silver colored	–	51 mm (2")	941.25.042
 19	Plastic	black	1 m (39 3/8")	–	940.42.050
			1.5 m (59 1/16")	–	940.42.051

Slido Classic Upper Tracks

	Description	For door weights	Material	Finish	Length/Qty.	Item No.
1 	Single upper track, pre-drilled W x H: 31 x 33 mm (1 1/4" x 1 5/16")	40 – 120 kg (88 – 264 lbs.)	Aluminum	mill	2 m (6' 6 3/4")	940.43.921
					3 m (9' 10 1/8")	940.43.931
					6 m (19' 8 1/4")	940.43.961
				clear anodized	2 m (6' 6 3/4")	940.43.922
					3 m (9' 10 1/8")	940.43.932
					6 m (19' 8 1/4")	940.43.962
2 	Single upper track, pre-drilled W x H: 47.5 x 47 mm (1 7/8" x 1 27/32"), wall mounted	40 – 120 kg (88 – 264 lbs.)	Aluminum	clear anodized	2 m (6' 6 3/4")	940.43.920
					3 m (9' 10 1/8")	940.43.930
					6 m (19' 8 1/4")	940.43.960
3 	Double upper track, pre-drilled W x H: 70 x 33 mm (2 3/4" x 1 5/16")	40 – 120 kg (88 – 264 lbs.)	Aluminum	clear anodized	2 m (6' 6 3/4")	941.02.920
					3 m (9' 10 1/8")	941.02.930
					6 m (19' 8 1/4")	941.02.960
4 	Double upper track, pre-drilled W x H: 81 x 33 mm (3 3/16" x 1 5/16")	40 – 120 kg (88 – 264 lbs.)	Aluminum	clear anodized	2 m (6' 6 3/4")	941.02.820
					3 m (9' 10 1/8")	941.02.830
					6 m (19' 8 1/4")	941.02.860
5 	Single upper track, wall mounted	40 – 120 kg (88 – 264 lbs.)	Aluminum	clear anodized	2 m (6' 6 3/4")	941.25.602
					3 m (9' 10 1/8")	941.25.603
					6 m (19' 8 1/4")	941.25.606
16 	Mounting rail, width 19 mm (3/4"), for track #5	40 – 120 kg (88 – 264 lbs.)	Aluminum	clear anodized	2 m (6' 6 3/4")	941.25.821
					3 m (9' 10 1/8")	941.25.831
					6 m (19' 8 1/4")	941.25.861
17 	Mounting rail, width 8 mm (5/16"), for track #5	40 – 120 kg (88 – 264 lbs.)	Aluminum	clear anodized	2 m (6' 6 3/4")	941.25.820
					3 m (9' 10 1/8")	941.25.830
					6 m (19' 8 1/4")	941.25.860

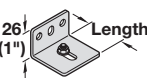
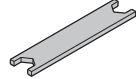
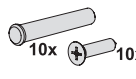
Note

Aluminum mill finish upper track cannot be used in combination with clip fascia. Please order threaded end insert for upper track **5** and mounting rails **16** and **17** separately, below.

Installation Reference

Slide in threaded end insert at rail ends. When the running track and the mounting rail are installed between walls the threaded end inserts cannot be used; instead use glue points to fix the running track to the mounting rail.

Mounting Brackets and Accessories



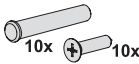



	Description	Area of application	Material	Finish	Length	Item No.
10 	Mounting bracket, with screw and nut	For upper track 1	Steel	galvanized	36 mm (1 7/16")	940.42.061
					44 mm (1 3/4")	940.62.061
					64 mm (2 1/2")	940.42.063
–	 Wrench for height adjustment	–	Steel	galvanized	–	940.43.032
–	 Threaded end insert	For upper track 5 and mounting rails 16 and 17	Steel	galvanized	1 set	941.25.090

Note

Install wall mounting bracket **10** every 400 mm (15 3/4")

Slido Classic 80-L to 120-L


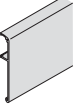
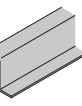



Mounting Brackets and Accessories

Description	Area of application	Material	Finish	Wall distance track center	Length	Item No.
 Mounting bracket, with screw and nut	For upper track 1	Steel	galvanized	16 – 25 mm (5/8" – 1")	36 mm (1 7/16")	940.42.061
				18 – 33 mm (11/16" – 1 5/16")	44 mm (1 3/4")	940.62.061
				33 – 55 mm (1 5/16" – 2 3/16")	64 mm (2 1/2")	940.42.063
 Wrench for height adjustment	–	Steel	galvanized	–	–	940.43.032
 Threaded end insert	For upper track 5 and mounting rails 16, 17, 18 and 19	Steel	galvanized	–	1 set	941.25.090
 Centering door stop	For glass thickness 8, 10 and 12 mm (5/16", 13/32" and 1/2")	Zinc Alloy	nickel-plated matt	–	–	940.82.070
 Floor guide, with zero clearance	For glass thickness 8 – 13 mm (5/16" – 1/2") adjustable	Zinc Alloy	nickel-plated matt	–	–	940.82.040
 Floor guide	For glass thickness up to 12.7 mm (1/2")	Zinc Alloy	nickel-plated matt	–	–	940.82.030

Note

Install wall mounting brackets **10** every 400 mm (15 3/4")

Fascias and Accessories

Description	Area of application	Material	Finish	Length	Qty.	Item No.
F  Clip-on fascia, height 56 mm (2 3/16")	For upper tracks 1, 2, 3 and 5	Aluminum	clear anodized	2 m (6' 6 3/4")	–	940.43.123
				3 m (9' 10 1/8")	–	940.43.133
				6 m (19' 8 1/4")	–	940.43.163
R  Clip-on fascia, height 90 mm (3 9/16")	For upper tracks 1, 2, 3 and 5	Aluminum	clear anodized	2 m (6' 6 3/4")	–	941.25.720
				3 m (9' 10 1/8")	–	941.25.730
				6 m (19' 8 1/4")	–	941.25.760
G  Clip-on fascia for integration in suspended ceilings	For upper tracks 1 and 3	Aluminum	clear anodized	2 m (6' 6 3/4")	–	940.43.620
				3 m (9' 10 1/8")	–	940.43.630
				6 m (19' 8 1/4")	–	940.43.660
 End cap set for clip-on fascia cover P	For upper track 1 and fascia R	Plastic	silver colored	–	–	941.25.030
	For upper track 5 and mounting rail 16 or 18 and fascia R	Plastic	silver colored	–	–	941.25.038
	For upper track 5 and mounting rail 17 or 19 and fascia R	Plastic	silver colored	–	–	941.25.039
	For upper track 2 and panel R	Plastic	silver colored	–	–	941.25.032
	For upper track 1 and fascia F , for upper track 5 and mounting rail 17 or 19 and fascia F	Plastic	silver colored	–	–	941.25.028
	For upper track 5 and mounting rail 16 or 18 and F	Plastic	silver colored	–	–	941.25.037
P  Clip-on cover, height 43 mm (1 11/16")	For 200 mm (7 7/8") glass clamp shoe	Aluminum	clear anodized	200 mm (7 7/8")	4 pcs.	940.43.046
	For 1000 mm (3' 3 3/8") glass clamp shoe			1000 mm (3' 3 3/8")	2 pcs.	940.43.047
	For 1500 mm (4' 11") glass clamp shoe			1500 mm (4' 11")	2 pcs.	940.43.048
 End cap set	For glass thickness 10 mm (13/32")	Plastic	silver colored	–	–	940.43.050
	For glass thickness 12.7 mm (1/2")					940.43.065

Dimensional data not binding. We reserve the right to alter specifications without notice.

Dimensions in mm
Inches are approximate