





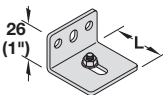


Slido Classic 160-P and 160-O Set Components

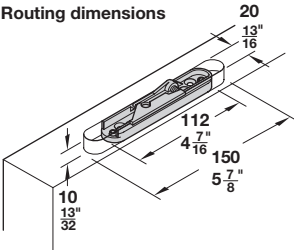
Description	Material	Finish	Mounting	160-P	160-O	Item No.
 Running gear, suspension screw with nut, flange clip for hooking in (without tools), without soft close	Steel	galvanized	–	2 pcs.	–	941.62.013
 Running gear, suspension screw with nut, support flange for hooking in (without tools), without soft close	Zinc	nickel-plated	left	–	2 pcs.	941.62.016
			right	–	2 pcs.	941.62.017
 Floor guide	Plastic	gray	–	1 pc.	1 pc.	940.42.034
 Track stopper with retaining spring and rubber bumper	Plastic	gray	–	2 pcs.	2 pcs.	941.62.042

Note
Item numbers are valid only for one piece, when ordering individual components, please state the desired amount.

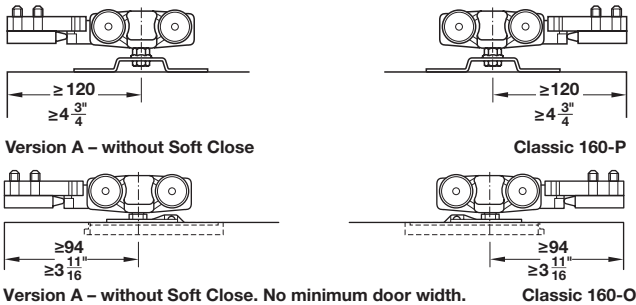
Upper Tracks and Accessories

Description	Material	Finish	Length	Item No.
 Upper track, pre-drilled	Aluminum	mill	2 m (6' 6 3/4")	941.62.200
			3 m (9' 10 1/8")	941.62.300
			6 m (19' 8 1/4")	941.62.600
		clear anodized	2 m (6' 6 3/4")	941.62.201
			3 m (9' 10 1/8")	941.62.301
			6 m (19' 8 1/4")	941.62.601
 Floor guide roller, Ø10 mm (3/8")	Steel	galvanized	–	940.42.032
 U-shaped guide track 15 x 15 x 1.5 mm (5/8" x 5/8" x 1/16")	Aluminum	bright	6 m (19' 8 1/4")	940.42.602
 Wall mounting bracket, with screw and nut L x H: 18 – 33 mm (11/16" – 1 5/16") x 26 (1")	Steel	galvanized	–	940.62.061

Note
Install wall mounting brackets every 400 mm (15 3/4").



Versions overview



Slido Classic 240-P and 240-O Sets

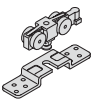

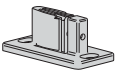

- For 1 sliding door without upper track and soft close

Fitting	Item No.
240-P	942.35.002
240-O	942.35.003

Note

For 2 bi-parting sliding doors, please order 2 sets.



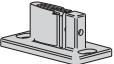

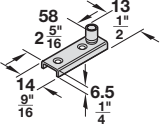

Set Components

	Description	Material	Finish	240-P	240-O	Item No.
	Running gear, suspension screw with nut, support flange for screw mounting	Steel	galvanized	2 pcs.	–	–
	Running gear, suspension screw with nut, support flange for hooking in (without tools), without soft close	Zinc	nickel-plated	–	2 pcs.	–
	Floor guide, 60 mm (2 3/8")	Plastic	black	1 pc.	1 pc.	–
	Track stopper with retaining spring	Plastic	gray	2 pcs.	2 pcs.	–

Note

Item numbers are valid for only 1 pc., when ordering individual components, please state the desired amount.

Upper Tracks and Accessories

	Description	Material	Finish	Length	Item No.
7 	Single upper track, pre-drilled 40 x 50 mm (1 9/16" x 1 31/32")	Aluminum	clear anodized	3 m (9' 10 1/8")	942.35.630
				6 m (19' 8 1/4")	942.35.660
19 	Guide channel, bottom, press-fit, for rattle-free floor guide	Aluminum	clear anodized	1 m (39 3/8")	940.42.050
				1.5 m (59")	940.42.051
				2 m (6' 6 3/4")	940.42.052
18 	Floor guide, rattle-free, for wood doors with or without guide channel	Plastic	black	–	940.42.030
20 	Floor guide, 60 mm (2 3/8")	Plastic	black	–	942.35.400
15 	Floor guide roller, Ø10 mm (13/32")	Steel	galvanized	–	940.42.032
16 	U-shaped guide, 15 x 15 x 1.5 mm (5/8" x 5/8" x 1/16")	Aluminum	bright	6 m (19' 8 1/4")	940.42.602

Dimensional data not binding. We reserve the right to alter specifications without notice.

Sliding door locks	pages 1.357, 1.363-1.368
Pull handles	pages 2.10-2.32
Track cleaner	page 1.37

Dimensions in mm
Inches are approximate