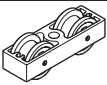


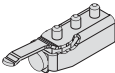




## HAWA Junior 40/Z Set

- For 1 sliding door without upper track

Item No.
940.41.006

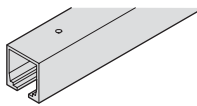
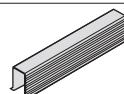
## Set Components

	Description	Material	Finish	Qty.	Item No.
	Double roller running gear	Aluminum	–	2 pcs.	940.41.100
	Two-way suspension plate, M8 bolt and mounting screws	–	–	2 pcs.	940.40.022
	Floor mounted guide, rattle-free	Plastic	black	1 pc.	940.40.031
	Track stopper with adjustable retention spring	Steel	–	1 pc.	940.40.041
	Wall buffer	Rubber	black	1 pc.	940.40.051
	Height adjusting pin	Steel	galvanized	1 pc.	940.40.091

### Note

Item numbers are valid only for one piece, when ordering individual components, please state the desired amount.  
Depending on application an additional track stopper has to be ordered with set. For 2 bi-parting sliding doors, please order 2 sets

## Individual Components

	Description	Material	Finish	Length	Item No.
	Upper track, pre-drilled	Aluminum	clear anodized	1.4 m (4' 7 1/8")	940.40.140
				1.6 m (5' 3")	940.40.160
				1.8 m (5' 10 7/8")	940.40.180
				2 m (6' 6 3/4")	940.40.200
				3 m (9' 10 1/8")	940.40.300
				4 m (13' 1 1/2")	940.40.400
				6 m (19' 8 1/4")	940.40.600
	Guide rail, glue-in type	Plastic	black	1.3 m (4' 3 1/8")	940.41.130

### Installation Plan

(Included in fitting set), mounting instructions for planning and execution available upon request.

## Complete Sets

Door panel width	Track length	Item No.
up to 70 cm (27 9/16")	1.4 m (4' 7 1/8")	407.56.143
up to 80 cm (31 1/2")	1.6 m (5' 3")	407.56.161
up to 90 cm (35 7/16")	1.8 m (5' 10 7/8")	407.56.189
up to 100 cm (39 3/8")	2 m (6' 6 3/4")	407.56.205

### Supplied With

Upper track  
Running gear  
Two-way suspension plates  
Track stopper  
Guide  
Rubber bumper  
Height adjusting pin

Confort guides	page 1.198
Angle profile	page 1.196
Other lower guide options	page 1.199
Futura framing kit	pages 1.189–1.191
SoundEx bracket	page 1.197





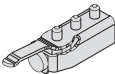



Dimensions in mm  
Inches are approximate

## HAWA Junior 40/B Set

- For 1 sliding door without upper track

Item No.
940.41.007

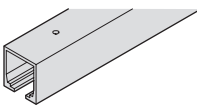
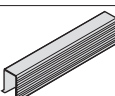
### Set Components

	Description	Material	Finish	Qty.	Item No.
	Double roller running gear	Aluminum	–	2 pcs.	940.41.100
	Carrier profile with suspension plate, M8 bolt	–	–	2 pcs.	940.40.019
	End cap for carrier profile	Plastic	anthracite	2 pcs.	943.30.029
	Floor mounted guide, rattle-free	Plastic	black	1 pc.	940.40.031
	Track stopper with adjustable retention spring	Steel	–	1 pc.	940.40.041
	Wall buffer	Rubber	black	1 pc.	940.40.051
	Locking wrench for suspension plate	Steel	galvanized	1 pc.	940.40.092
	Hex key, 4 mm	Steel	chrome-plated	1 pc.	940.40.096

#### Note

Item numbers are valid only for one piece, when ordering individual components, please state the desired amount  
Depending on application an additional track stopper has to be ordered with set. For 2 bi-parting doors, please order 2 sets.

### Individual Components

	Description	Material	Finish	Length	Item No.
	Upper track, pre-drilled	Aluminum	clear anodized	1.4 m (4' 7 1/8")	940.40.140
				1.6 m (5' 3")	940.40.160
				1.8 m (5' 10 7/8")	940.40.180
				2 m (6' 6 3/4")	940.40.200
				3 m (9' 10 1/8")	940.40.300
				4 m (13' 1 1/2")	940.40.400
				6 m (19' 8 1/4")	940.40.600
	Guide rail, glue-in type	Plastic	black	1.3 m (4' 3 1/8")	940.41.130

#### Installation Plan

(Included in fitting set), mounting instructions for planning and execution available upon request.


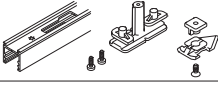

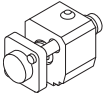
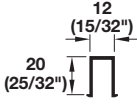

Confort guides	page 1.198
Angle profile	page 1.196
Other lower guide options	page 1.199
SoundEx bracket	page 1.197

## HAWA Junior 40/B-Pocket Sliding Door Fitting

### Set Without Running Track for 1 Door

Model	Door weight kg/lbs.	Supplied with	Item No.
Junior 40/B	≤40 (88 lbs.)	2 running gears 2 support profiles with suspension plate, M8 2 cover caps for support profile 1 track stopper with retaining spring 1 wall buffer 1 clear threshold floor guide 1 wrench for suspension carriage 1 hex key, 4 mm (3/16")	940.41.007

### Tracks and Accessories

Description	Material	Finish	Length	Item No.
 Upper track, pre-drilled	Aluminum	clear anodized	1.4 m (4' 7 1/8")	940.40.140
			1.6 m (5' 3")	940.40.160
			1.8 m (5' 10 7/8")	940.40.180
			2.0 m (6' 6 3/4")	940.40.200
			2.5 m (8' 2 7/16")	940.80.633
 Fixing profile for running track with bayonet lock, with mounting set (can be shortened to respective track length)	Aluminum	clear anodized	2.0 m (6' 6 3/4")	940.80.424
			2.5 m (8' 2 7/16")	940.80.425
 Fascia for fixing profile, for transom facing	Aluminum	clear anodized	2.0 m (6' 6 3/4")	940.80.428
 Spring buffer for door weight up to 40 kg (88 lbs.), cannot be used in combination with SoftMove 40	Zinc alloy	-	-	940.80.321
 Guide track for press fitting and glue fixing into groove	Plastic	black	1.3 m (4' 3 1/8")	940.41.130
 Track stopper with adjustable retaining spring	-	-	-	940.40.041

#### Note

A second track stopper is required when the soft and self closing mechanism is not being used.






Dimensional data not binding. We reserve the right to alter specifications without notice.

## HAWA Media 70 Set

- For 1 sliding door without upper track and lower guide channel

Item No.
942.17.000

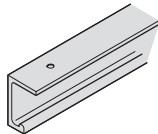

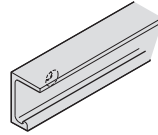
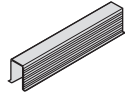
## Set Components

	Description	Material	Finish	Qty.	Item No.
	Double roller running gear	–	–	2 pcs.	942.17.012
	Supporting plate with M8 bolt and counter nut	–	–	2 pcs.	942.14.022
	Floor mounted guide, rattle-free	–	black	1 pc.	940.40.031
	Wall buffer	Rubber	black	1 pc.	942.04.051
	Track stopper	Aluminum	anodized	1 pc.	942.14.041

### Note

Item numbers are valid only for one piece, when ordering individual components, please state the desired amount.  
For 2 bi-parting sliding doors, please order 2 sets and 2 track stoppers.

## Individual Components

	Description	Material	Finish	Length	Item No.
	Upper track, pre-drilled ceiling mounted	Aluminum	clear anodized	2.5 m (8' 2 7/16")	942.17.250
				3.5 m (11' 5 13/16")	942.17.350
				6 m (19' 8 1/4")	942.17.600
	Track stopper, for stopping bi-parting doors in the middle (2 pcs. required)	Aluminum	anodized	–	942.14.041
	Wall mounted upper track	Aluminum	clear anodized	6 m (19' 8 1/4")	942.17.601
	Guide rail, glue-in type	Plastic	black	1.3 m (4' 3 1/8")	940.41.130

Dimensional data not binding. We reserve the right to alter specifications without notice.

Confort guides	page 1.198
Other lower guide options	page 1.199







Dimensions in mm  
Inches are approximate

## HAWA Junior 80/Z Set

- For 1 sliding door without upper track and lower guide

Item No.
940.80.001

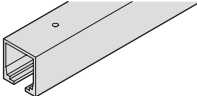


## Set Components

	Description	Material	Finish	Qty.	Item No.
	Double roller running gear	Aluminum	–	2 pcs.	940.80.012
	Two-way suspension plate, M10 bolt and mounting screws	–	–	2 pcs.	940.80.022
	Floor mounted guide, rattle-free	Plastic	black	1 pc.	940.40.031
	Track stopper with adjustable retention spring	Zinc die-cast	–	1 pc.	940.80.040
	Wall buffer	Rubber	black	1 pc.	940.40.051
	Height adjusting pin	Steel	galvanized	1 pc.	940.40.091

### Note

Item numbers are valid only for one piece, when ordering individual components, please state the desired amount.  
Depending on application, an additional track stopper has to be ordered with set. For 2 bi-parting sliding doors, please order 2 sets.

## Individual Components

	Description	Material	Finish	Length	Item No.
	Upper track, pre-drilled	Aluminum	clear anodized	1.4 m (4' 7 1/8")	940.80.140
				1.6 m (5' 3")	940.80.160
				1.8 m (5' 10 7/8")	940.80.180
				2 m (6' 6 3/4")	940.80.200
				2.2 m (7' 2 5/8")	940.80.220
				2.5 m (8' 2 7/16")	940.80.250
				3 m (9' 10 1/8")	940.80.300
				4 m (13' 1 1/2")	940.80.400
				6 m (19' 8 1/4")	940.80.600
	Cover cap, for upper track	Zinc die-cast	chrome matt	–	940.80.021
	Guide rail, glue-in type	Plastic	black	1.3 m (4' 3 1/8")	940.41.130

### Installation Plan

(Included in fitting set), mounting instructions for planning and execution available upon request.

Confort guides	page 1.198
Angle profile	page 1.196
Other lower guide options	page 1.199
Futura framing kit	pages 1.189–1.191
SoundEx bracket	page 1.197
Soft close	page 1.195

### Complete Sets

Door panel width	Track length	Item No.
up to 70 cm (27 9/16")	1.4 m (4' 7 1/8")	407.59.144
up to 80 cm (31 1/2")	1.6 m (5' 3")	407.59.162
up to 90 cm (35 7/16")	1.8 m (5' 10 7/8")	407.59.180
up to 100 cm (39 3/8")	2 m (6' 6 3/4")	407.59.206
up to 110 cm (43 5/16")	2.2 m (7' 2 5/8")	407.59.224
up to 125 cm (49 3/16")	2.5 m (8' 2 7/16")	407.59.251

### Supplied With

Upper track	Running gear
Two-way suspension plates	Track stopper
Guide	Rubber bumper
Height adjusting pin	





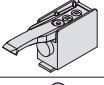


Dimensions in mm  
Inches are approximate

## HAWA Junior 80/B Set

- For 1 sliding door without upper track and lower guide

Item No.
940.80.047

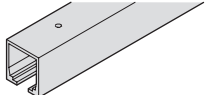
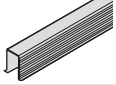


### Set Components

	Description	Material	Finish	Qty.	Item No.
	Double roller running gear	Aluminum	–	2 pcs.	940.80.012
	Carrier profile with suspension plates, M10 bolt and set screw	–	–	2 pcs.	940.80.024
	End caps for carrier profile	Plastic	anthracite	2 pcs.	942.56.029
	Floor mounted guide, rattle-free	Plastic	black	1 pc.	940.40.031
	Track stopper with adjustable retention spring	Zinc die-cast	–	2 pcs.	940.80.040
	Wall buffer	Rubber	black	1 pc.	940.40.051
	Locking wrench for suspension plate	Steel	galvanized	1 pc.	940.80.092

#### Note

Item numbers are valid only for one piece, when ordering individual components, please state the desired amount.  
Depending on application, an additional track stopper has to be ordered with set. For 2 bi-parting sliding doors, please order 2 sets.

### Individual Components

	Description	Material	Finish	Length	Item No.
	Upper track, pre-drilled	Aluminum	clear anodized	1.4 m (4' 7 1/8")	940.80.140
				1.6 m (5' 3")	940.80.160
				1.8 m (5' 10 7/8")	940.80.180
				2 m (6' 6 3/4")	940.80.200
				2.2 m (7' 2 5/8")	940.80.220
				2.5 m (8' 2 7/16")	940.80.250
				3 m (9' 10 1/8")	940.80.300
				4 m (13' 1 1/2")	940.80.400
				6 m (19' 8 1/4")	940.80.600
	Guide rail, glue-in type	Plastic	black	1.3 m (4' 3 1/8")	940.41.130
	Assembly wedge, for doors running in the ceiling (2 pcs. per sliding door)	–	–	–	940.80.050
	Cover cap, for upper track	Zinc die-cast	chrome matt	–	940.80.021

Confort guides	page 1.198
Angle profile	page 1.196
Other lower guide options	page 1.199
SoundEx bracket	page 1.197
Soft close	page 1.195

#### Installation Plan

(Included in fitting set), mounting instructions for planning and execution available upon request.







Dimensions in mm  
Inches are approximate

## HAWA Junior 80/B (mod.) Set

- For 1 sliding door without upper track and lower guide

Version	Item No.
M10 bolt	940.80.004
20 mm (25/32") M10 bolt	940.80.118

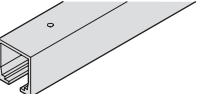
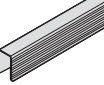

## Set Components

	Description	Material	Finish	Qty./Set		Item No.
				940.80.004	940.80.118	
	Double roller running gear	Aluminum	–	2 pcs.	2 pcs.	940.80.012
	Carrier profile with suspension plate, M10 bolt	–	–	2 pcs.	–	940.80.030
	Carrier profile with suspension plate and 20 mm (25/32") extended M10 bolt	–	–	–	2 pcs.	940.80.031
	Track stopper with adjustable retention spring	Zinc die cast	–	2 pcs.	2 pcs.	940.80.040
	Wall buffer	Rubber	black	1 pc.	1 pc.	940.40.051
	Floor mounted guide, rattle-free	Plastic	black	1 pc.	1 pc.	940.40.031

### Note

Order upper tracks separately. For 2 bi-parting sliding doors, please order 2 sets.

## Individual Components

	Description	Material	Finish	Length	Item No.
	Upper track, pre-drilled	Aluminum	clear anodized	1.4 m (4' 7 1/8")	940.80.140
				1.6 m (5' 3")	940.80.160
				1.8 m (5' 10 7/8")	940.80.180
				2 m (6' 6 3/4")	940.80.200
				2.2 m (7' 2 5/8")	940.80.220
				2.5 m (8' 2 7/16")	940.80.250
				3 m (9' 10 1/8")	940.80.300
				4 m (13' 1 1/2")	940.80.400
				6 m (19' 8 1/4")	940.80.600
	Guide rail, glue-in type	Plastic	black	1.3 m (4' 3 1/8")	940.41.130
	Cover cap, for upper track	Zinc die-cast	chrome matt	–	940.80.021

Confort guides	page 1.198
Angle profile	page 1.196
Sliding door locks	pages 1.357, 1.364-1.368
Flush Pulls	pages 1.363, 1.371-1.373
SoundEx bracket	page 1.197
Soft close	page 1.195
Pull handles	pages 2.10-2.32

## HAWA Junior 80/B-Pocket

### Set Without Running Track for 1 Door

Model	Door weight kg/lbs.	Supplied with	Item No.
Junior 80/B-Pocket	≤80 (176 lbs.)	2 running gears (2 rollers) with support profile, suspension plate and hanger bolt M10 1 track stopper with retaining spring 1 wall buffer 1 clear threshold floor guide 1 wrench for suspension carriage	940.80.014
Junior 80/B-Pocket with longer hanger bolt (+20mm (13/16"))	≤80 (176 lbs.)	2 running gears (2 rollers) with support profile, suspension plate and hanger bolt M10 1 track stopper with retaining spring 1 wall buffer 1 clear threshold floor guide 1 wrench for suspension carriage	940.80.120

### Tracks and Accessories

Description	Material	Finish	Length	Item No.
 Upper track, pre-drilled	Aluminum	clear anodized	1.4 m (4' 7 1/8")	940.80.140
			1.6 m (5' 3")	940.80.160
			1.8 m (5' 10 7/8")	940.80.180
			2.0 m (6' 6 3/4")	940.80.200
			2.2 m (7' 2 5/8")	940.80.220
			2.5 m (8' 2 7/16")	940.80.250
			3.0 m (9' 10 1/8")	940.80.300
 Fixing profile for running track with bayonet lock, with mounting set (can be shortened to respective track length)	Aluminum	clear anodized	2.0 m (6' 6 3/4")	940.80.420
			2.5 m (8' 2 7/16")	940.80.421
			3.0 m (9' 10 1/8")	940.80.422
 Fascia for fixing profile, for transom facing	Aluminum	clear anodized	2.0 m (6' 6 3/4")	940.80.423
 Spring buffer for door weight up to 80 kg (176 lbs.), cannot be used in combination with SoftMove 80	Zinc alloy	-	-	940.80.320
 Guide track for press fitting and glue fixing into groove	Plastic	black	1.3 m (4' 3 1/8")	940.41.130
 Track stopper with adjustable retaining spring	Zinc alloy	-	-	940.80.040

#### Note


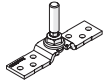

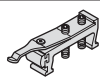

A second track stopper (940.80.040) is required when the soft and self closing mechanism and spring buffer are not being used.

## HAWA Junior 80/Inox Set

- For 1 sliding door without upper track and bottom guide channel

Item No.
940.80.003

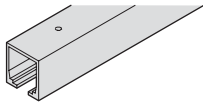
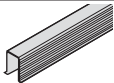


## Set Components

	Description	Material	Finish	Qty.	Item No.
	Double roller running gear	Aluminum	–	2 pcs.	940.81.012
	One-way suspension plate, M10 bolt	Stainless Steel	–	2 pcs.	940.81.028
	Floor mounted guide, rattle-free	Plastic	black	1 pc.	940.40.031
	Track stopper with adjustable retention inox-type nylon	–	–	1 pc.	940.80.042
	Wall buffer	Rubber	black	1 pc.	940.40.051

### Note

Item numbers are valid only for one piece, when ordering individual components, please state the desired amount.  
For 2 bi-parting sliding doors, please order 2 sets.

## Individual Components

	Description	Material	Finish	Length	Item No.
	Upper track, pre-drilled	Aluminum	clear anodized	1.4 m (4' 7 1/8")	940.80.140
				1.6 m (5' 3")	940.80.160
				1.8 m (5' 10 7/8")	940.80.180
				2 m (6' 6 3/4")	940.80.200
				2.2 m (7' 2 5/8")	940.80.220
				2.5 m (8' 2 7/16")	940.80.250
				3 m (9' 10 1/8")	940.80.300
				4 m (13' 1 1/2")	940.80.400
				6 m (19' 8 1/4")	940.80.600
	Guide rail, glue-in type	Plastic	black	1.3 m (4' 3 1/8")	940.41.130
	Assembly wedge, for doors running in the ceiling (2 pcs. per sliding door)	–	–	–	940.80.050
	Cover cap, for upper track	Zinc die-cast	chrome matt	–	940.80.021

**Installation Plan** (included in fitting set), mounting instructions for planning and execution available upon request.


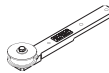



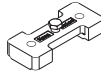



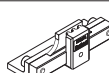
Confort guides	page 1.198
Angle profile	page 1.196
Other lower guide options	page 1.199
SoundEx bracket	page 1.197
Soft close	page 1.195

## HAWA Telescopic 40/4 Set

- Supplementary fitting set for 4 sliding doors

Item No.
940.41.002

## Set Components

	Description	Material	Finish	Qty.	Item No.
	Driver, wide	Aluminum	silver colored anodized	2 pcs.	947.00.050
	Guide pulley wheel long, with screws	–	–	2 pcs.	947.00.048
	Guide pulley wheel short, with screws	–	–	2 pcs.	947.00.049
	Toothed belt mounting device for ceiling/wall mounting, complete		–	2 pcs.	947.00.053
	Toothed belt, 2.7 m (8' 10 5/16")	Glass-fiber reinforced	black	2 pcs.	947.00.054
	Toothed belt, 10 m (32' 9 11/16")	Glass-fiber reinforced	black	1 pc.	947.00.037
	Driver counter-plate, wide	–	–	2 pcs.	947.00.051
	Floor guide - Confort 120 - Telescopic	Plastic	–	2 pcs.	940.40.070
	Deflection roller with end stops	–	–	2 pcs.	940.80.086
	Clamping element for fastening ends of toothed belt	–	–	1 pc.	947.00.055
	Clamping element for fastening continuous toothed belt	–	–	1 pc.	947.00.056

### Note

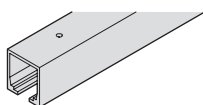
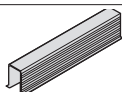
In addition, 4 sets of HAWA Junior 80/Z must be ordered with each Telescopic 40/4 fitting set.

Item No.
Junior 80/Z 940.80.001

### Order specifications

- Qty. of Telescopic 40/4 fitting sets
- Qty. of Jr. 80/Z sets
- Length of upper track

## Individual Components

	Description	Material	Finish	Length	Item No.
	Upper track, pre-drilled	Aluminum	clear anodized	1.4 m (4' 7 1/8")	940.80.140
				1.6 m (5' 3")	940.80.160
				1.8 m (5' 10 7/8")	940.80.180
				2 m (6' 6 3/4")	940.80.200
				2.2 m (7' 2 5/8")	940.80.220
				2.5 m (8' 2 7/16")	940.80.250
				3 m (9' 10 1/8")	940.80.300
				4 m (13' 1 1/2")	940.80.400
				6 m (19' 8 1/4")	940.80.600
	Guide rail	Plastic	black	1.3 m (4' 3 1/8")	940.41.130

**Installation Plan** (included in fitting set), mounting instructions for planning and execution available upon request.

Confort guides page 1.198


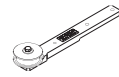



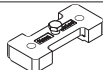



Dimensions in mm  
Inches are approximate

## HAWA Telescopic 80/2 and 80/3 Sets

- For 2 or 3 door without upper track and lower guide channel

Version	Item No.
For 2 doors	940.81.007
For 3 doors	940.81.008

## Set Components

	Description	Material	Finish	2 doors Qty.	3 doors Qty.	Item No.
	Driver, wide	Aluminum	silver colored anodized	1 pc.	2 pcs.	947.00.050
	Guide pulley wheel long, with screws	–	–	1 pc.	2 pcs.	947.00.048
	Guide pulley wheel short, with screws	–	–	1 pc.	2 pcs.	947.00.049
	Toothed belt mounting device for ceiling/wall mounting, complete	–	–	1 pc.	1 pc.	947.00.053
	Toothed belt, 2.7 m (8' 10 5/16")	Glass-fiber reinforced	black	1 pc.	2 pcs.	947.00.054
	Driver counter-plate, wide	–	–	1 pc.	1 pc.	947.00.051
	Floor guide - Confort 120 - Telescopic	Plastic	–	1 pc.	1 pc.	940.40.070
	Lower guide	Plate: Steel Slider: Plastic	–	–	1 pc.	943.04.030
	Driver, narrow	–	–	–	1 pc.	947.00.052

### Note

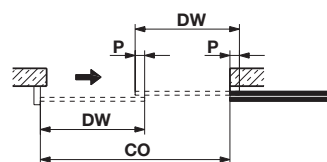
In addition, HAWA Junior 80/Z fitting sets have to be ordered separately as follows:  
Telescopic 80/2: 2 sets; Telescopic 80/3: 3 sets

	Item No.
Junior 80/Z	940.80.001

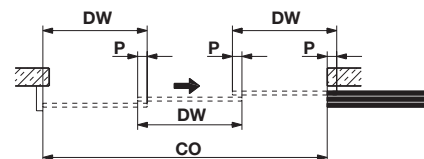
### Order Specifications

- Qty. and type of Telescopic fitting sets
- Qty. of Jr. 80/Z sets
- Length of upper track

### Door width (DW) calculation



$$\text{2-panel: } DW = \frac{(2 \times P) + CO}{2}$$

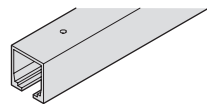
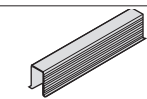


$$\text{3-panel: } DW = \frac{(3 \times P) + CO}{3}$$

Upper track length calculation:  
80/2  $L = CO + DW$   
80/3  $L = CO + DW$

DW = Door width  
CO = Clear opening  
P = Overlap

## Individual Components

	Description	Material	Finish	Length	Item No.
	Upper track, pre-drilled	Aluminum	clear anodized	1.4 m (4' 7 1/8")	940.80.140
				1.6 m (5' 3")	940.80.160
				1.8 m (5' 10 7/8")	940.80.180
				2 m (6' 6 3/4")	940.80.200
				2.2 m (7' 2 5/8")	940.80.220
				2.5 m (8' 2 7/16")	940.80.250
				3 m (9' 10 1/8")	940.80.300
				4 m (13' 1 1/2")	940.80.400
	Guide rail	Plastic	black	6 m (19' 8 1/4")	940.80.600
				1.3 m (4' 3 1/8")	940.41.130

**Installation Plan** (included in fitting set), mounting instructions for planning and execution available upon request.

Confort guides	page 1.198
Lower guide channel	page 1.200











Dimensional data not binding. We reserve the right to alter specifications without notice.

## HAWA Symmetric 80/Z Set

- For bi-parting sliding doors without upper track and lower guide channel

Item No.
940.81.009

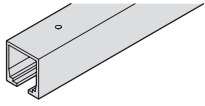



### Set Components

	Description	Material	Finish	Qty.	Item No.
	Double roller running gear	Aluminum	–	4 pcs.	940.80.012
	Two-way suspension plate M10 bolt and mounting screws	Aluminum	silver colored anodized	4 pcs.	940.80.022
	Floor mounted guide, rattle-free	Plastic	black	2 pcs.	940.40.031
	Track stopper with adjustable retention spring	–	–	1 pc.	940.80.040
	Height adjusting pin	Steel	–	1 pc.	940.40.091
	Deflection roller with end stops	–	–	2 pcs.	940.80.086
	Clamping element for fastening ends of the toothed belt	–	–	1 pc.	947.00.055
	Clamping element for fastening continuous toothed belt	–	–	1 pc.	947.00.056
	Toothed belt 10 m (32" 11/16")	Glass-fiber reinforced	black	1 pc.	947.00.037
	Door stop, screw-on	Rubber	black	2 pcs.	940.40.051

#### Note

Item numbers are valid only for 1 piece, when ordering individual components, please state the desired amount.  
The toothed belt (length 10 m) is calculated for 2 sliding doors having a maximum width of 1200 mm (3' 11 1/4") each.

### Individual Components

	Description	Material	Finish	Length	Item No.
	Upper track, pre-drilled	Aluminum	clear anodized	1.4 m (4' 7 1/8")	940.80.140
				1.6 m (5' 3")	940.80.160
				1.8 m (5' 10 7/8")	940.80.180
				2 m (6' 6 3/4")	940.80.200
				2.2 m (7' 2 5/8")	940.80.220
				2.5 m (8' 2 7/16")	940.80.250
				3 m (9' 10 1/8")	940.80.300
				4 m (13' 1 1/2")	940.80.400
				6 m (19' 8 1/4")	940.80.600
	Guide rail	Plastic	black	1.3 m (4' 3 1/8")	940.41.130
	Cover cap, for upper track	Zinc die-cast	chrome matt	–	940.80.021
	Door stop, floor mounted	Aluminum	chrome-plated, matt	–	940.40.052

Calculating the upper  
track length (L):  
 $L = CO \times 2 + 120 \text{ mm}$   
(4 3/4")  
CO = Clear opening

Confort guides	page 1.198
Angle profile	page 1.196

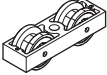





Dimensions in mm  
Inches are approximate

## HAWA Junior 120/A Set

- For 1 sliding door without upper track and lower guide channel

Item No.
941.20.008

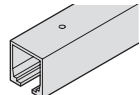
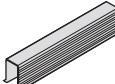

## Set Components

	Description	Material	Finish	Qty.	Item No.
	Double roller running gear	Aluminum	–	2 pcs.	941.20.100
	One-way suspension plate, M12 bolt and mounting screws	–	–	2 pcs.	941.20.022
	Floor mounted guide, rattle-free	Plastic	black	1 pc.	940.40.031
	Track stopper with adjustable retention spring	–	–	1 pc.	941.20.041
	Wall buffer	Rubber	black	1 pc.	940.40.051
	Locking wrench	Steel	galvanized	1 pc.	941.20.091

### Note

Item numbers are valid only for 1 piece, when ordering individual components, please state the desired amount  
Depending on application an additional track stopper has to be ordered with set. For 2 bi-parting sliding doors, please order 2 sets

## Individual Components

	Description	Material	Finish	Length	Item No.
	Upper track, pre-drilled	Aluminum	clear anodized	3 m (9' 10 1/8")	941.20.300
				4 m (13' 1 1/2")	941.20.400
				6 m (19' 8 1/4")	941.20.600
	Guide rail, glue-in type	Plastic	black	1.3 m (4' 3 1/8")	940.41.130
	Cover cap to upper track	Zinc die-cast	chrome matt	–	941.20.029

### Installation Plan

(Included in fitting set), mounting instructions for planning and execution available upon request.

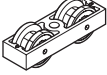
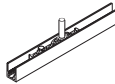





Confort guides	page 1.198
Other lower guide options	page 1.199
Angle profile	page 1.196
SoundEx bracket	page 1.197

## HAWA Junior 120/B Set

- For 1 sliding door without upper track and lower guide channel

Item No.
941.20.009

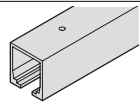
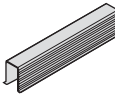
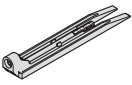

## Set Components

	Description	Material	Finish	Qty.	Item No.
	Double roller running gear	Aluminum	–	2 pcs.	941.20.100
	Carrier profile with suspension plates, M12 bolt and set screw	–	–	2 pcs.	941.20.024
	End caps for carrier profile	Plastic	anthracite	2 pcs.	942.56.029
	Floor mounted guide, rattle-free	Plastic	black	1 pc.	940.40.031
	Track stopper with adjustable retention spring	–	–	1 pc.	941.20.041
	Wall buffer	Rubber	black	1 pc.	940.40.051
	Locking wrench for suspension plate	Steel	galvanized	1 pc.	941.20.091

### Note

Item numbers are valid only for 1 piece, when ordering individual components, please state the desired amount.  
Depending on application an additional track stopper has to be ordered with set. For 2 bi-parting sliding doors, please order 2 sets.

## Individual Components

	Description	Material	Finish	Length	Item No.
	Upper track, pre-drilled	Aluminum	clear anodized	3 m (9' 10 1/8")	941.20.300
				4 m (13' 1 1/2")	941.20.400
				6 m (19' 8 1/4")	941.20.600
	Guide rail, glue-in type	Plastic	black	1.3 m (4' 3 1/8")	940.41.130
	Assembly wedge for doors running in the ceiling (2 pcs. per sliding door)	–	–	–	940.80.050
	Cover cap to upper track	Zinc die-cast	chrome matt	–	941.20.029

### Installation Plan

(Included in fitting set), mounting instructions for planning and execution available upon request.

Confort guides	page 1.198
Other lower guide options	page 1.199
Angle profile	page 1.196
SoundEx bracket	page 1.197

Dimensional data not binding. We reserve the right to alter specifications without notice.

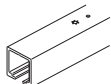
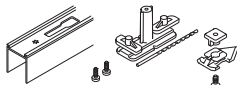
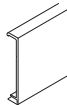



Dimensions in mm  
Inches are approximate

## HAWA Junior 120/B-Pocket Sliding Door Fitting

### Set Without Running Track for 1 Door

Model	Door weight	Supplied with	Item No.
Junior 1200/B	≤120 (264 lbs.)	2 running gears 2 support profiles with suspension plate M12 2 cover caps 1 track stopper with retaining spring 1 rubber wall buffer 1 clear threshold floor guide 1 wrench for suspension plate	941.20.009

### Tracks and Accessories

	Description	Material	Finish	Length	Item No.
	Upper track, pre-drilled	Aluminum	clear anodized	2.5 m (8' 2 7/16")	941.20.250
				3.0 m (9' 10 1/8")	941.20.300
	Fixing profile for upper track with bayonet lock, with mounting set (can be shortened to respective track length)	Aluminum	clear anodized	2.5 m (8' 2 7/16")	940.80.426
				3.0 m (9' 10 1/8")	940.80.427
	Fascia for fixing profile, for transom facing	Aluminum	clear anodized	2.0 m (6' 6 3/4")	940.80.429
	Spring buffer for door weight up to 120 kg (264 lbs.), cannot be used in combination with SoftMove 120	Zinc alloy	-	-	940.80.322
	Single bottom guide track, for press fitting and glue fixing into groove	Plastic	black	1.3 m (4' 3 3/16")	940.41.130
	Track stopper with adjustable retaining spring	Zinc alloy	-	-	941.20.041

#### Note

A second track stopper (941.20.041) is required when the soft and self closing mechanism and spring buffer are not being used.

## HAWA Ordena 70/P

### Individual Components

#### Order Specifications

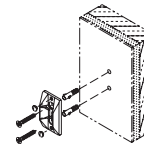
- Type and quantity of fitting sets and door stop sets
- Type and quantity of lower guides
- Length of dual upper track and lower guide channel – Type and quantity of cover plates, length of rubber profile for glass protection and quantity of centering elements for wall connection

### Door Stop Sets

Material: Plastic

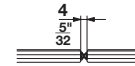
For opening with	Item No.
2–3 doors	404.95.308
4–5 doors	404.95.309
6–7 doors	404.95.310

**Supplied With**  
Center stops



### Wall Centering Element

The ideal wall connection for all glass sliding doors with unprotected glass edges.



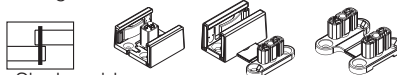
### Rubber Profile for Glass Edge Protection

Self-adhesive rubber profile is recommended for glass doors that can strike against one another.

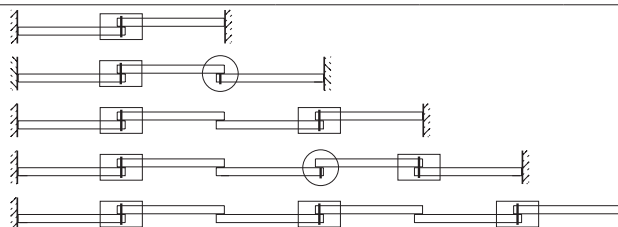
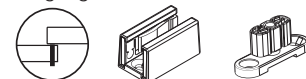
	Description	Material	Finish	Length/Qty.	Item No.
	Dual upper track, pre-drilled 36 x 63 mm (1 7/16" x 2 1/2")	Aluminum	anodized	2.5 m (8' 2 7/16")	940.40.826
				3.5 m (11' 5 13/16")	940.40.836
	Dual lower guide for glass/glass sliding door, rattle-free	–	–	–	404.95.911
	Dual lower guide for glass/wood sliding door, rattle-free	–	–	–	404.95.912
	Dual lower guide for wood/wood sliding door, rattle-free	–	–	–	404.95.913
	Single lower guide for glass sliding door, rattle-free, 8, 10, 12, 12.7 mm (5/16", 13/32", 15/32", 1/2")	–	–	–	940.40.032
	Single lower guide for wood sliding door, rattle-free	–	–	–	940.40.037
	Guide rail, 20 x 12 mm (13/16" x 15/32"), glue-in, recessed into bottom edge of wood door	Plastic	black	1.3 m (51 3/16")	940.41.130
	Cover caps for patch suspension, round	Plastic	chrome, matt	1 set (4 pcs.)	940.40.027
			brass polished	1 set (4 pcs.)	940.40.028
			stainless steel effect	1 set (4 pcs.)	940.40.023
			chrome polished	1 set (4 pcs.)	940.41.029
	Cover caps for patch suspension, square	Plastic	chrome, matt	1 set (4 pcs.)	940.41.028
			stainless steel effect	1 set (4 pcs.)	940.41.027
	Cover caps for patch suspension, round	Plastic	unfinished	1 pc.	940.41.023
	Cover caps for patch suspension, square	Plastic	unfinished	1 pc.	940.41.024
	Profile, self-adhesive, for 8 – 10 mm (5/16" – 13/32") thick glass	Rubber	black	1 roll (5 m)	404.95.321
	Centering element, for glass sliding door	Plastic	gray	1 pc.	941.24.042

### Placement of Lower Guides

Dual guides



Single guides



Dimensions in mm  
Inches are approximate