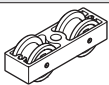



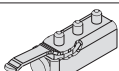


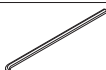


HAWA Junior 40/B Set

- For 1 sliding door without upper track

Item No.
940.41.007

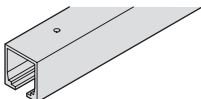
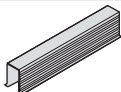
Set Components

	Description	Material	Finish	Qty.	Item No.
	Double roller running gear	Aluminum	–	2 pcs.	940.41.100
	Carrier profile with suspension plate, M8 bolt	–	–	2 pcs.	940.40.019
	End cap for carrier profile	Plastic	anthracite	2 pcs.	943.30.029
	Floor mounted guide, rattle-free	Plastic	black	1 pc.	940.40.031
	Track stopper with adjustable retention spring	Steel	–	1 pc.	940.40.041
	Wall buffer	Rubber	black	1 pc.	940.40.051
	Locking wrench for suspension plate	Steel	galvanized	1 pc.	940.40.092
	Hex key, 4 mm	Steel	chrome-plated	1 pc.	940.40.096

Note

Item numbers are valid only for one piece, when ordering individual components, please state the desired amount
Depending on application an additional track stopper has to be ordered with set. For 2 bi-parting doors, please order 2 sets.

Individual Components

	Description	Material	Finish	Length	Item No.
	Upper track, pre-drilled	Aluminum	clear anodized	1.4 m (4' 7 1/8")	940.40.140
				1.6 m (5' 3")	940.40.160
				1.8 m (5' 10 7/8")	940.40.180
				2 m (6' 6 3/4")	940.40.200
				3 m (9' 10 1/8")	940.40.300
				4 m (13' 1 1/2")	940.40.400
				6 m (19' 8 1/4")	940.40.600
	Guide rail, glue-in type	Plastic	black	1.3 m (4' 3 1/8")	940.41.130

Installation Plan

(Included in fitting set), mounting instructions for planning and execution available upon request.

Confort guides	page 1.198
Angle profile	page 1.196
Other lower guide options	page 1.199
SoundEx bracket	page 1.197


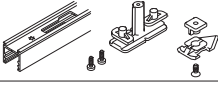

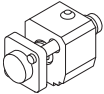
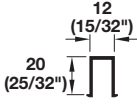

Dimensions in mm
Inches are approximate

HAWA Junior 40/B-Pocket Sliding Door Fitting

Set Without Running Track for 1 Door

Model	Door weight kg/lbs.	Supplied with	Item No.
Junior 40/B	≤40 (88 lbs.)	2 running gears 2 support profiles with suspension plate, M8 2 cover caps for support profile 1 track stopper with retaining spring 1 wall buffer 1 clear threshold floor guide 1 wrench for suspension carriage 1 hex key, 4 mm (3/16")	940.41.007

Tracks and Accessories

Description	Material	Finish	Length	Item No.
 Upper track, pre-drilled	Aluminum	clear anodized	1.4 m (4' 7 1/8")	940.40.140
			1.6 m (5' 3")	940.40.160
			1.8 m (5' 10 7/8")	940.40.180
			2.0 m (6' 6 3/4")	940.40.200
			2.5 m (8' 2 7/16")	940.80.633
 Fixing profile for running track with bayonet lock, with mounting set (can be shortened to respective track length)	Aluminum	clear anodized	2.0 m (6' 6 3/4")	940.80.424
			2.5 m (8' 2 7/16")	940.80.425
 Fascia for fixing profile, for transom facing	Aluminum	clear anodized	2.0 m (6' 6 3/4")	940.80.428
 Spring buffer for door weight up to 40 kg (88 lbs.), cannot be used in combination with SoftMove 40	Zinc alloy	-	-	940.80.321
 Guide track for press fitting and glue fixing into groove	Plastic	black	1.3 m (4' 3 1/8")	940.41.130
 Track stopper with adjustable retaining spring	-	-	-	940.40.041

Note

A second track stopper is required when the soft and self closing mechanism is not being used.