

HAWA Ordena 70/F

Individual Components

Order Specifications

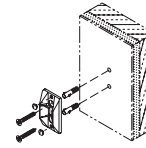
- Type and quantity of fitting sets
- Type and quantity of door stop sets
- Type and quantity of lower guides
- Length of dual upper track
- Length of lower guide channel
- For glass doors
 - Type and quantity of cover plates
 - Length of rubber profile for glass protection
 - Quantity of centering elements for wall connection

Door Stop Sets

Material: Plastic

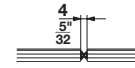
For opening with	Item No.
2 doors	404.95.308
3 doors	404.95.311
4 doors	404.95.312
5 doors	404.95.313
6 doors	404.95.314

Supplied With
Center stops



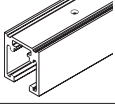
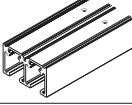
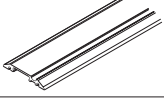
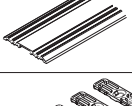




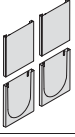




Wall Centering Element

The ideal wall connection for all glass sliding doors with unprotected glass edges.



Rubber Profile for Glass Edge Protection

Self-adhesive rubber profile is recommended for glass doors that can strike against one another.

	Description	Material	Finish	Length	Item No.
	Single upper track, pre-drilled 36 x 33 mm (1 7/16" x 1 5/16")	Aluminum	anodized	2.5 m (8' 2 7/16")	940.40.825
				3.5 m (11' 5 13/16")	940.40.835
	Dual upper track, pre-drilled 36 x 63 mm (1 7/16" x 2 1/2")	Aluminum	anodized	2.5 m (8' 2 7/16")	940.40.826
				3.5 m (11' 5 13/16")	940.40.836
	Single lower guide channel, clip-on or glue-on, 4.5 x 35 mm (3/16" x 1 3/8")	Aluminum	anodized	2.5 m (8' 2 7/16")	940.41.725
				3.5 m (11' 5 13/16")	940.41.735
	Dual lower guide channel, clip-on or glue-on, 4.5 x 54 mm (3/16" x 2 1/8")	Aluminum	anodized	2.5 m (8' 2 7/16")	940.41.726
				3.5 m (11' 5 13/16")	940.41.736
	Fixing set to dual lower guide channel, includes 5 pcs. (2 pcs. per meter)	–	–	–	404.97.990
	Lower guide set for one glass sliding door, spring-loaded	–	–	–	404.95.916
	Lower guide set for one wood sliding door, spring-loaded	–	–	–	404.95.915
	Cover caps for patch suspension, round	Plastic	chrome, matt	1 set (4 pcs.)	940.40.027
			brass polished	1 set (4 pcs.)	940.40.028
			stainless steel effect	1 set (4 pcs.)	940.40.023
			chrome polished	1 set (4 pcs.)	940.41.029
	Cover caps for patch suspension, square	Plastic	chrome, matt	1 set (4 pcs.)	940.41.028
			stainless steel effect	1 set (4 pcs.)	940.41.027
	Cover caps for patch suspension, round	Plastic	unfinished	1 pc.	940.41.023
	Cover caps for patch suspension, square	Plastic	unfinished	1 pc.	940.41.024
	Profile, self-adhesive, for 8 – 10 mm (5/16" – 13/32") thick glass	Rubber	black	1 roll (5 m)	404.95.321
	Centering element, for glass sliding door	Plastic	gray	1 pc.	941.24.042

Dimensional data not binding. We reserve the right to alter specifications without notice.

Dimensions in mm
Inches are approximate