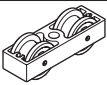


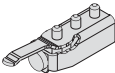




HAWA Junior 40/Z Set

- For 1 sliding door without upper track

Item No.
940.41.006

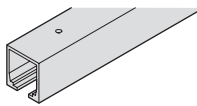
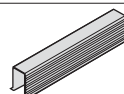
Set Components

	Description	Material	Finish	Qty.	Item No.
	Double roller running gear	Aluminum	–	2 pcs.	940.41.100
	Two-way suspension plate, M8 bolt and mounting screws	–	–	2 pcs.	940.40.022
	Floor mounted guide, rattle-free	Plastic	black	1 pc.	940.40.031
	Track stopper with adjustable retention spring	Steel	–	1 pc.	940.40.041
	Wall buffer	Rubber	black	1 pc.	940.40.051
	Height adjusting pin	Steel	galvanized	1 pc.	940.40.091

Note

Item numbers are valid only for one piece, when ordering individual components, please state the desired amount.
Depending on application an additional track stopper has to be ordered with set. For 2 bi-parting sliding doors, please order 2 sets

Individual Components

	Description	Material	Finish	Length	Item No.
	Upper track, pre-drilled	Aluminum	clear anodized	1.4 m (4' 7 1/8")	940.40.140
				1.6 m (5' 3")	940.40.160
				1.8 m (5' 10 7/8")	940.40.180
				2 m (6' 6 3/4")	940.40.200
				3 m (9' 10 1/8")	940.40.300
				4 m (13' 1 1/2")	940.40.400
				6 m (19' 8 1/4")	940.40.600
	Guide rail, glue-in type	Plastic	black	1.3 m (4' 3 1/8")	940.41.130

Installation Plan

(Included in fitting set), mounting instructions for planning and execution available upon request.

Complete Sets

Door panel width	Track length	Item No.
up to 70 cm (27 9/16")	1.4 m (4' 7 1/8")	407.56.143
up to 80 cm (31 1/2")	1.6 m (5' 3")	407.56.161
up to 90 cm (35 7/16")	1.8 m (5' 10 7/8")	407.56.189
up to 100 cm (39 3/8")	2 m (6' 6 3/4")	407.56.205

Supplied With

Upper track
Running gear
Two-way suspension plates
Track stopper
Guide
Rubber bumper
Height adjusting pin

Confort guides	page 1.198
Angle profile	page 1.196
Other lower guide options	page 1.199
Futura framing kit	pages 1.189–1.191
SoundEx bracket	page 1.197

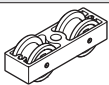



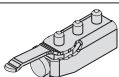



Dimensions in mm
Inches are approximate

HAWA Junior 40/B Set

- For 1 sliding door without upper track

Item No.
940.41.007

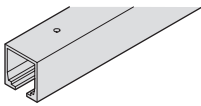
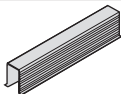
Set Components

	Description	Material	Finish	Qty.	Item No.
	Double roller running gear	Aluminum	–	2 pcs.	940.41.100
	Carrier profile with suspension plate, M8 bolt	–	–	2 pcs.	940.40.019
	End cap for carrier profile	Plastic	anthracite	2 pcs.	943.30.029
	Floor mounted guide, rattle-free	Plastic	black	1 pc.	940.40.031
	Track stopper with adjustable retention spring	Steel	–	1 pc.	940.40.041
	Wall buffer	Rubber	black	1 pc.	940.40.051
	Locking wrench for suspension plate	Steel	galvanized	1 pc.	940.40.092
	Hex key, 4 mm	Steel	chrome-plated	1 pc.	940.40.096

Note

Item numbers are valid only for one piece, when ordering individual components, please state the desired amount
Depending on application an additional track stopper has to be ordered with set. For 2 bi-parting doors, please order 2 sets.

Individual Components

	Description	Material	Finish	Length	Item No.
	Upper track, pre-drilled	Aluminum	clear anodized	1.4 m (4' 7 1/8")	940.40.140
				1.6 m (5' 3")	940.40.160
				1.8 m (5' 10 7/8")	940.40.180
				2 m (6' 6 3/4")	940.40.200
				3 m (9' 10 1/8")	940.40.300
				4 m (13' 1 1/2")	940.40.400
				6 m (19' 8 1/4")	940.40.600
	Guide rail, glue-in type	Plastic	black	1.3 m (4' 3 1/8")	940.41.130

Installation Plan

(Included in fitting set), mounting instructions for planning and execution available upon request.

Confort guides	page 1.198
Angle profile	page 1.196
Other lower guide options	page 1.199
SoundEx bracket	page 1.197

Dimensions in mm
Inches are approximate

HAWA Junior 40/GS

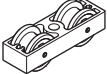

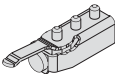


Set

- For 1 sliding door without upper track and lower guide channel

Item No.
940.41.010

Supplied With
Mounting instructions

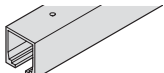


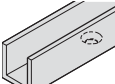
Set Components

	Description	Material	Finish	Qty.	Item No.
	Double roller running gear	–	–	2 pcs.	940.41.100
	Suspension bolt, M8	–	–	2 pcs.	941.00.071
	Clamp shoe, adjustable from 6 – 12.7 mm (1/4" – 1/2")	Aluminum	–		941.00.020
	Track stopper	–	–	2 pcs.	940.40.041
	Floor guide, adjustable from 6 – 12.7 mm (1/4" – 1/2")	–	–	1 pc.	941.00.031
	Wall buffer	Rubber	black	1 pc.	407.01.930

Note

Item numbers are valid for only 1 piece, when ordering individual components please state the desired amount. For 2 bi-parting sliding glass doors, please order 2 sets.

Individual Components

	Description	Material	Finish	Length	Item No.
	Upper track, pre-drilled	Aluminum	anodized, clear	1.4 m (4' 7 1/8")	940.40.140
				1.6 m (5' 3")	940.40.160
				1.8 m (5' 10 7/8")	940.40.180
				2 m (6' 6 3/4")	940.40.200
				3 m (9' 10 1/8")	940.40.300
				4 m (13' 1 1/2")	940.40.400
				6 m (19' 8 1/4")	940.40.600
	Glider, self adhesive, for 8 mm (5/16") thick glass	Plastic	–	–	940.40.033
	Glider, self adhesive, for 10 mm (13/32") thick glass	Plastic	–	–	940.40.034
	Lower guide channel, 20 x 20 mm (25/32" x 25/32")	Aluminum	anodized	2.5 m (8' 2 7/16")	941.00.925
	Lower guide channel, 20 x 20 mm (25/32" x 25/32")			6 m (19' 8 1/4")	941.00.960

Angle profile	page 1.288
Toplock	pages 1.352-1.356
Lower guide channel	page 1.290
Clip-on fascias and end caps to clamp shoe	page 1.219
Floor mounted door stop	page 1.290
Glass edge protection seals	page 1.290

HAWA Junior 40/GP

Set

- For 1 sliding door without upper track and lower guide channel

Item No.
940.41.008

Supplied With

Mounting instructions

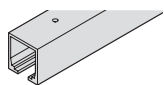
Set Components

	Description	Material	Finish	Qty.	Item No.
	Double roller running gear	–	–	2 pcs.	940.41.100
	Suspension bolt, M8, including mounting screws	–	–	2 pcs.	940.41.022
	Patch suspension	–	–	2 pcs.	940.40.038
	Track stopper with adjustable retention spring	–	–	2 pcs.	940.40.041
	One-way drilling jig	–	–	1 pc.	940.40.089
	Wall buffer	Rubber	black	1 pc.	940.40.051
	Height adjusting pin	–	–	1 pc.	940.40.090

Note

Item numbers are valid for only 1 piece, when ordering individual components please state the desired amount. For 2 bi-parting sliding glass doors, please order 2 sets.

Individual Components

	Description	Material	Finish	Length	Item No.
	Upper track, pre-drilled	Aluminum	clear anodized	1.4 m (4' 7 1/8")	940.40.140
				1.6 m (5' 3")	940.40.160
				1.8 m (5' 10 7/8")	940.40.180
				2 m (6' 6 3/4")	940.40.200
				3 m (9' 10 1/8")	940.40.300
				4 m (13' 1 1/2")	940.40.400
				6 m (19' 8 1/4")	940.40.600

Angle profile	page 1.288
Toplock	pages 1.352-1.356
Floor mounted door stop	page 1.290
Glass edge protection profiles	page 1.291
Junior/GP/Fixed glass	pages 1.272-1.273
Sliding door locks	pages 1.357, 1.364-1.367


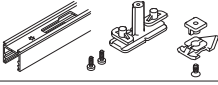

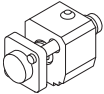
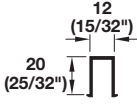

Dimensions in mm
Inches are approximate

HAWA Junior 40/B-Pocket Sliding Door Fitting

Set Without Running Track for 1 Door

Model	Door weight kg/lbs.	Supplied with	Item No.
Junior 40/B	≤40 (88 lbs.)	2 running gears 2 support profiles with suspension plate, M8 2 cover caps for support profile 1 track stopper with retaining spring 1 wall buffer 1 clear threshold floor guide 1 wrench for suspension carriage 1 hex key, 4 mm (3/16")	940.41.007

Tracks and Accessories

Description	Material	Finish	Length	Item No.
 Upper track, pre-drilled	Aluminum	clear anodized	1.4 m (4' 7 1/8")	940.40.140
			1.6 m (5' 3")	940.40.160
			1.8 m (5' 10 7/8")	940.40.180
			2.0 m (6' 6 3/4")	940.40.200
			2.5 m (8' 2 7/16")	940.80.633
 Fixing profile for running track with bayonet lock, with mounting set (can be shortened to respective track length)	Aluminum	clear anodized	2.0 m (6' 6 3/4")	940.80.424
			2.5 m (8' 2 7/16")	940.80.425
 Fascia for fixing profile, for transom facing	Aluminum	clear anodized	2.0 m (6' 6 3/4")	940.80.428
 Spring buffer for door weight up to 40 kg (88 lbs.), cannot be used in combination with SoftMove 40	Zinc alloy	-	-	940.80.321
 Guide track for press fitting and glue fixing into groove	Plastic	black	1.3 m (4' 3 1/8")	940.41.130
 Track stopper with adjustable retaining spring	-	-	-	940.40.041

Note

A second track stopper is required when the soft and self closing mechanism is not being used.

Dimensional data not binding. We reserve the right to alter specifications without notice.