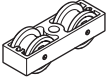


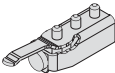




HAWA Junior 40/Z Set

- For 1 sliding door without upper track

Item No.
940.41.006

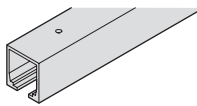
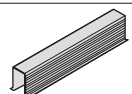
Set Components

	Description	Material	Finish	Qty.	Item No.
	Double roller running gear	Aluminum	–	2 pcs.	940.41.100
	Two-way suspension plate, M8 bolt and mounting screws	–	–	2 pcs.	940.40.022
	Floor mounted guide, rattle-free	Plastic	black	1 pc.	940.40.031
	Track stopper with adjustable retention spring	Steel	–	1 pc.	940.40.041
	Wall buffer	Rubber	black	1 pc.	940.40.051
	Height adjusting pin	Steel	galvanized	1 pc.	940.40.091

Note

Item numbers are valid only for one piece, when ordering individual components, please state the desired amount.
Depending on application an additional track stopper has to be ordered with set. For 2 bi-parting sliding doors, please order 2 sets

Individual Components

	Description	Material	Finish	Length	Item No.
	Upper track, pre-drilled	Aluminum	clear anodized	1.4 m (4' 7 1/8")	940.40.140
				1.6 m (5' 3")	940.40.160
				1.8 m (5' 10 7/8")	940.40.180
				2 m (6' 6 3/4")	940.40.200
				3 m (9' 10 1/8")	940.40.300
				4 m (13' 1 1/2")	940.40.400
				6 m (19' 8 1/4")	940.40.600
	Guide rail, glue-in type	Plastic	black	1.3 m (4' 3 1/8")	940.41.130

Installation Plan

(Included in fitting set), mounting instructions for planning and execution available upon request.

Complete Sets

Door panel width	Track length	Item No.
up to 70 cm (27 9/16")	1.4 m (4' 7 1/8")	407.56.143
up to 80 cm (31 1/2")	1.6 m (5' 3")	407.56.161
up to 90 cm (35 7/16")	1.8 m (5' 10 7/8")	407.56.189
up to 100 cm (39 3/8")	2 m (6' 6 3/4")	407.56.205

Supplied With

Upper track
Running gear
Two-way suspension plates
Track stopper
Guide
Rubber bumper
Height adjusting pin

Confort guides	page 1.198
Angle profile	page 1.196
Other lower guide options	page 1.199
Futura framing kit	pages 1.189–1.191
SoundEx bracket	page 1.197







Dimensions in mm
Inches are approximate

HAWA Junior 80/Z Set

- For 1 sliding door without upper track and lower guide

Item No.
940.80.001

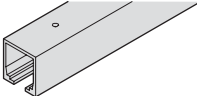


Set Components

	Description	Material	Finish	Qty.	Item No.
	Double roller running gear	Aluminum	–	2 pcs.	940.80.012
	Two-way suspension plate, M10 bolt and mounting screws	–	–	2 pcs.	940.80.022
	Floor mounted guide, rattle-free	Plastic	black	1 pc.	940.40.031
	Track stopper with adjustable retention spring	Zinc die-cast	–	1 pc.	940.80.040
	Wall buffer	Rubber	black	1 pc.	940.40.051
	Height adjusting pin	Steel	galvanized	1 pc.	940.40.091

Note

Item numbers are valid only for one piece, when ordering individual components, please state the desired amount.
Depending on application, an additional track stopper has to be ordered with set. For 2 bi-parting sliding doors, please order 2 sets.

Individual Components

	Description	Material	Finish	Length	Item No.
	Upper track, pre-drilled	Aluminum	clear anodized	1.4 m (4' 7 1/8")	940.80.140
				1.6 m (5' 3")	940.80.160
				1.8 m (5' 10 7/8")	940.80.180
				2 m (6' 6 3/4")	940.80.200
				2.2 m (7' 2 5/8")	940.80.220
				2.5 m (8' 2 7/16")	940.80.250
				3 m (9' 10 1/8")	940.80.300
				4 m (13' 1 1/2")	940.80.400
				6 m (19' 8 1/4")	940.80.600
	Cover cap, for upper track	Zinc die-cast	chrome matt	–	940.80.021
	Guide rail, glue-in type	Plastic	black	1.3 m (4' 3 1/8")	940.41.130

Installation Plan

(Included in fitting set), mounting instructions for planning and execution available upon request.

Confort guides	page 1.198
Angle profile	page 1.196
Other lower guide options	page 1.199
Futura framing kit	pages 1.189–1.191
SoundEx bracket	page 1.197
Soft close	page 1.195

Complete Sets

Door panel width	Track length	Item No.
up to 70 cm (27 9/16")	1.4 m (4' 7 1/8")	407.59.144
up to 80 cm (31 1/2")	1.6 m (5' 3")	407.59.162
up to 90 cm (35 7/16")	1.8 m (5' 10 7/8")	407.59.180
up to 100 cm (39 3/8")	2 m (6' 6 3/4")	407.59.206
up to 110 cm (43 5/16")	2.2 m (7' 2 5/8")	407.59.224
up to 125 cm (49 3/16")	2.5 m (8' 2 7/16")	407.59.251

Supplied With

Upper track	Running gear
Two-way suspension plates	Track stopper
Guide	Rubber bumper
Height adjusting pin	











Dimensions in mm
Inches are approximate

HAWA Symmetric 80/Z Set

- For bi-parting sliding doors without upper track and lower guide channel

Item No.
940.81.009

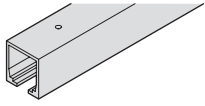



Set Components

	Description	Material	Finish	Qty.	Item No.
	Double roller running gear	Aluminum	–	4 pcs.	940.80.012
	Two-way suspension plate M10 bolt and mounting screws	Aluminum	silver colored anodized	4 pcs.	940.80.022
	Floor mounted guide, rattle-free	Plastic	black	2 pcs.	940.40.031
	Track stopper with adjustable retention spring	–	–	1 pc.	940.80.040
	Height adjusting pin	Steel	–	1 pc.	940.40.091
	Deflection roller with end stops	–	–	2 pcs.	940.80.086
	Clamping element for fastening ends of the toothed belt	–	–	1 pc.	947.00.055
	Clamping element for fastening continuous toothed belt	–	–	1 pc.	947.00.056
	Toothed belt 10 m (32" 11/16")	Glass-fiber reinforced	black	1 pc.	947.00.037
	Door stop, screw-on	Rubber	black	2 pcs.	940.40.051

Note

Item numbers are valid only for 1 piece, when ordering individual components, please state the desired amount.
The toothed belt (length 10 m) is calculated for 2 sliding doors having a maximum width of 1200 mm (3' 11 1/4") each.

Individual Components

	Description	Material	Finish	Length	Item No.
	Upper track, pre-drilled	Aluminum	clear anodized	1.4 m (4' 7 1/8")	940.80.140
				1.6 m (5' 3")	940.80.160
				1.8 m (5' 10 7/8")	940.80.180
				2 m (6' 6 3/4")	940.80.200
				2.2 m (7' 2 5/8")	940.80.220
				2.5 m (8' 2 7/16")	940.80.250
				3 m (9' 10 1/8")	940.80.300
				4 m (13' 1 1/2")	940.80.400
				6 m (19' 8 1/4")	940.80.600
	Guide rail	Plastic	black	1.3 m (4' 3 1/8")	940.41.130
	Cover cap, for upper track	Zinc die-cast	chrome matt	–	940.80.021
	Door stop, floor mounted	Aluminum	chrome-plated, matt	–	940.40.052

Calculating the upper
track length (L):
L = CO x 2 + 120 mm
(4 3/4")
CO = Clear opening

Confort guides	page 1.198
Angle profile	page 1.196









Dimensions in mm
Inches are approximate

HAWA Bifold 30 Set

- Without upper track and lower guide channel

Description	Item No.
2 panel	407.58.003
4 panel	407.58.004
6 panel	407.58.006

Set Components

	Description	Material	Finish	2 panel Qty.	4 panel Qty.	6 panel Qty.	Item No.
	Double roller running gear	Wheels: Nylon	-	1 pc.	2 pcs.	3 pcs.	940.80.012
	Suspension plate, M10 bolt and mounting screws	-	-	2 pcs.	3 pcs.	4 pcs.	407.58.030
	Upper pivot, M10	-	-	1 pc.	1 pc.	1 pc.	407.58.010
	Lower pivot, M8	-	-	1 pc.	1 pc.	1 pc.	407.58.012
	Butt hinge	Steel	galvanized	3 pcs.	9 pcs.	15 pcs.	407.78.989
	Height adjusting pin	Steel	galvanized	1 pc.	1 pc.	1 pc.	940.40.091
	Stop bracket	-	-	1 pc.	2 pcs.	3 pcs.	407.58.020
	Lower guide plate, with plastic slider	-	-	-	2 pcs.	3 pcs.	943.04.030

Note

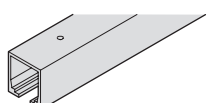

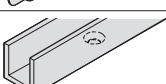
For a 4 panel opening where 2 panels fold to the left and 2 panels fold to the right side of the opening, please order 2 sets of the 2 panel set. Butt hinges included in fitting set are for a maximum panel height of 2.2 m (7' 2 5/8"), order additional hinges based on the chart below.

Individual Components

Order specifications:

- Width of sliding door
- Type of set, left or right

up to 2.2 m (7' 2 5/8")	=	3
up to 2.7 m (8' 10 5/16")	=	4
up to 3.2 m (10' 6")	=	5

	Description	Material	Finish	Length	Item No.
	Upper tracks, pre-drilled	Aluminum	clear anodized	1.4 m (4' 7 1/8")	940.80.140
				1.6 m (5' 3")	940.80.160
				1.8 m (5' 10 7/8")	940.80.180
				2 m (6' 6 3/4")	940.80.200
				2.2 m (7' 2 5/8")	940.80.220
				2.5 m (8' 2 7/16")	940.80.250
				3 m (9' 10 1/8")	940.80.300
				4 m (13' 1 1/2")	940.80.400
	Butt hinge	Steel, galvanized	zinc-plated	-	407.78.989
			nickel-plated, dull-brushed	-	407.78.685
			brass-plated, dull-brushed	-	407.78.881
	Lower guide channel, pre-drilled 20 x 20 mm (25/32" x 25/32")	Aluminum	clear anodized	2.5 m (8' 2 7/16")	941.00.925
				6 m (19' 8 1/4")	941.00.960

Installation Plan

(included in fitting set), mounting instructions for planning and execution available upon request.

Dimensions in mm
Inches are approximate