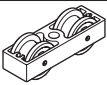


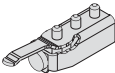




## HAWA Junior 40/Z Set

- For 1 sliding door without upper track

Item No.
940.41.006

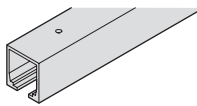
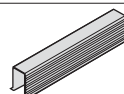
## Set Components

	Description	Material	Finish	Qty.	Item No.
	Double roller running gear	Aluminum	–	2 pcs.	940.41.100
	Two-way suspension plate, M8 bolt and mounting screws	–	–	2 pcs.	940.40.022
	Floor mounted guide, rattle-free	Plastic	black	1 pc.	940.40.031
	Track stopper with adjustable retention spring	Steel	–	1 pc.	940.40.041
	Wall buffer	Rubber	black	1 pc.	940.40.051
	Height adjusting pin	Steel	galvanized	1 pc.	940.40.091

### Note

Item numbers are valid only for one piece, when ordering individual components, please state the desired amount.  
Depending on application an additional track stopper has to be ordered with set. For 2 bi-parting sliding doors, please order 2 sets

## Individual Components

	Description	Material	Finish	Length	Item No.
	Upper track, pre-drilled	Aluminum	clear anodized	1.4 m (4' 7 1/8")	940.40.140
				1.6 m (5' 3")	940.40.160
				1.8 m (5' 10 7/8")	940.40.180
				2 m (6' 6 3/4")	940.40.200
				3 m (9' 10 1/8")	940.40.300
				4 m (13' 1 1/2")	940.40.400
				6 m (19' 8 1/4")	940.40.600
	Guide rail, glue-in type	Plastic	black	1.3 m (4' 3 1/8")	940.41.130

### Installation Plan

(Included in fitting set), mounting instructions for planning and execution available upon request.

## Complete Sets

Door panel width	Track length	Item No.
up to 70 cm (27 9/16")	1.4 m (4' 7 1/8")	407.56.143
up to 80 cm (31 1/2")	1.6 m (5' 3")	407.56.161
up to 90 cm (35 7/16")	1.8 m (5' 10 7/8")	407.56.189
up to 100 cm (39 3/8")	2 m (6' 6 3/4")	407.56.205

### Supplied With

Upper track  
Running gear  
Two-way suspension plates  
Track stopper  
Guide  
Rubber bumper  
Height adjusting pin

Confort guides	page 1.198
Angle profile	page 1.196
Other lower guide options	page 1.199
Futura framing kit	pages 1.189–1.191
SoundEx bracket	page 1.197

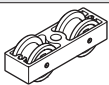



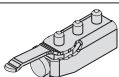



Dimensions in mm  
Inches are approximate

## HAWA Junior 40/B Set

- For 1 sliding door without upper track

Item No.
940.41.007

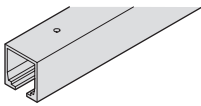
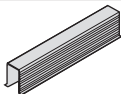
## Set Components

	Description	Material	Finish	Qty.	Item No.
	Double roller running gear	Aluminum	–	2 pcs.	940.41.100
	Carrier profile with suspension plate, M8 bolt	–	–	2 pcs.	940.40.019
	End cap for carrier profile	Plastic	anthracite	2 pcs.	943.30.029
	Floor mounted guide, rattle-free	Plastic	black	1 pc.	940.40.031
	Track stopper with adjustable retention spring	Steel	–	1 pc.	940.40.041
	Wall buffer	Rubber	black	1 pc.	940.40.051
	Locking wrench for suspension plate	Steel	galvanized	1 pc.	940.40.092
	Hex key, 4 mm	Steel	chrome-plated	1 pc.	940.40.096

### Note

Item numbers are valid only for one piece, when ordering individual components, please state the desired amount  
Depending on application an additional track stopper has to be ordered with set. For 2 bi-parting doors, please order 2 sets.

## Individual Components

	Description	Material	Finish	Length	Item No.
	Upper track, pre-drilled	Aluminum	clear anodized	1.4 m (4' 7 1/8")	940.40.140
				1.6 m (5' 3")	940.40.160
				1.8 m (5' 10 7/8")	940.40.180
				2 m (6' 6 3/4")	940.40.200
				3 m (9' 10 1/8")	940.40.300
				4 m (13' 1 1/2")	940.40.400
				6 m (19' 8 1/4")	940.40.600
	Guide rail, glue-in type	Plastic	black	1.3 m (4' 3 1/8")	940.41.130

### Installation Plan

(Included in fitting set), mounting instructions for planning and execution available upon request.

Confort guides	page 1.198
Angle profile	page 1.196
Other lower guide options	page 1.199
SoundEx bracket	page 1.197






Dimensions in mm  
Inches are approximate

## HAWA Media 70 Set

- For 1 sliding door without upper track and lower guide channel

Item No.
942.17.000

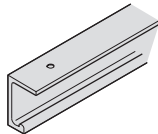

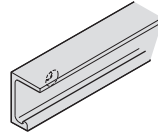
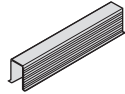
## Set Components

	Description	Material	Finish	Qty.	Item No.
	Double roller running gear	–	–	2 pcs.	942.17.012
	Supporting plate with M8 bolt and counter nut	–	–	2 pcs.	942.14.022
	Floor mounted guide, rattle-free	–	black	1 pc.	940.40.031
	Wall buffer	Rubber	black	1 pc.	942.04.051
	Track stopper	Aluminum	anodized	1 pc.	942.14.041

### Note

Item numbers are valid only for one piece, when ordering individual components, please state the desired amount.  
For 2 bi-parting sliding doors, please order 2 sets and 2 track stoppers.

## Individual Components

	Description	Material	Finish	Length	Item No.
	Upper track, pre-drilled ceiling mounted	Aluminum	clear anodized	2.5 m (8' 2 7/16")	942.17.250
				3.5 m (11' 5 13/16")	942.17.350
				6 m (19' 8 1/4")	942.17.600
	Track stopper, for stopping bi-parting doors in the middle (2 pcs. required)	Aluminum	anodized	–	942.14.041
	Wall mounted upper track	Aluminum	clear anodized	6 m (19' 8 1/4")	942.17.601
	Guide rail, glue-in type	Plastic	black	1.3 m (4' 3 1/8")	940.41.130

Dimensional data not binding. We reserve the right to alter specifications without notice.

Confort guides	page 1.198
Other lower guide options	page 1.199







Dimensions in mm  
Inches are approximate

## HAWA Junior 80/Z Set

- For 1 sliding door without upper track and lower guide

Item No.
940.80.001

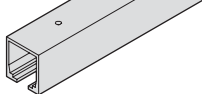


## Set Components

	Description	Material	Finish	Qty.	Item No.
	Double roller running gear	Aluminum	–	2 pcs.	940.80.012
	Two-way suspension plate, M10 bolt and mounting screws	–	–	2 pcs.	940.80.022
	Floor mounted guide, rattle-free	Plastic	black	1 pc.	940.40.031
	Track stopper with adjustable retention spring	Zinc die-cast	–	1 pc.	940.80.040
	Wall buffer	Rubber	black	1 pc.	940.40.051
	Height adjusting pin	Steel	galvanized	1 pc.	940.40.091

### Note

Item numbers are valid only for one piece, when ordering individual components, please state the desired amount.  
Depending on application, an additional track stopper has to be ordered with set. For 2 bi-parting sliding doors, please order 2 sets.

## Individual Components

	Description	Material	Finish	Length	Item No.
	Upper track, pre-drilled	Aluminum	clear anodized	1.4 m (4' 7 1/8")	940.80.140
				1.6 m (5' 3")	940.80.160
				1.8 m (5' 10 7/8")	940.80.180
				2 m (6' 6 3/4")	940.80.200
				2.2 m (7' 2 5/8")	940.80.220
				2.5 m (8' 2 7/16")	940.80.250
				3 m (9' 10 1/8")	940.80.300
				4 m (13' 1 1/2")	940.80.400
				6 m (19' 8 1/4")	940.80.600
	Cover cap, for upper track	Zinc die-cast	chrome matt	–	940.80.021
	Guide rail, glue-in type	Plastic	black	1.3 m (4' 3 1/8")	940.41.130

### Installation Plan

(Included in fitting set), mounting instructions for planning and execution available upon request.

Confort guides	page 1.198
Angle profile	page 1.196
Other lower guide options	page 1.199
Futura framing kit	pages 1.189–1.191
SoundEx bracket	page 1.197
Soft close	page 1.195

### Complete Sets

Door panel width	Track length	Item No.
up to 70 cm (27 9/16")	1.4 m (4' 7 1/8")	407.59.144
up to 80 cm (31 1/2")	1.6 m (5' 3")	407.59.162
up to 90 cm (35 7/16")	1.8 m (5' 10 7/8")	407.59.180
up to 100 cm (39 3/8")	2 m (6' 6 3/4")	407.59.206
up to 110 cm (43 5/16")	2.2 m (7' 2 5/8")	407.59.224
up to 125 cm (49 3/16")	2.5 m (8' 2 7/16")	407.59.251

### Supplied With

Upper track	Running gear
Two-way suspension plates	Track stopper
Guide	Rubber bumper
Height adjusting pin	








Dimensions in mm  
Inches are approximate

## HAWA Junior 80/B Set

- For 1 sliding door without upper track and lower guide

Item No.
940.80.047

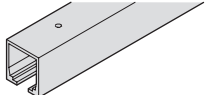
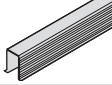


### Set Components

	Description	Material	Finish	Qty.	Item No.
	Double roller running gear	Aluminum	–	2 pcs.	940.80.012
	Carrier profile with suspension plates, M10 bolt and set screw	–	–	2 pcs.	940.80.024
	End caps for carrier profile	Plastic	anthracite	2 pcs.	942.56.029
	Floor mounted guide, rattle-free	Plastic	black	1 pc.	940.40.031
	Track stopper with adjustable retention spring	Zinc die-cast	–	2 pcs.	940.80.040
	Wall buffer	Rubber	black	1 pc.	940.40.051
	Locking wrench for suspension plate	Steel	galvanized	1 pc.	940.80.092

#### Note

Item numbers are valid only for one piece, when ordering individual components, please state the desired amount.  
Depending on application, an additional track stopper has to be ordered with set. For 2 bi-parting sliding doors, please order 2 sets.

### Individual Components

	Description	Material	Finish	Length	Item No.
	Upper track, pre-drilled	Aluminum	clear anodized	1.4 m (4' 7 1/8")	940.80.140
				1.6 m (5' 3")	940.80.160
				1.8 m (5' 10 7/8")	940.80.180
				2 m (6' 6 3/4")	940.80.200
				2.2 m (7' 2 5/8")	940.80.220
				2.5 m (8' 2 7/16")	940.80.250
				3 m (9' 10 1/8")	940.80.300
				4 m (13' 1 1/2")	940.80.400
				6 m (19' 8 1/4")	940.80.600
	Guide rail, glue-in type	Plastic	black	1.3 m (4' 3 1/8")	940.41.130
	Assembly wedge, for doors running in the ceiling (2 pcs. per sliding door)	–	–	–	940.80.050
	Cover cap, for upper track	Zinc die-cast	chrome matt	–	940.80.021

Confort guides	page 1.198
Angle profile	page 1.196
Other lower guide options	page 1.199
SoundEx bracket	page 1.197
Soft close	page 1.195

#### Installation Plan

(Included in fitting set), mounting instructions for planning and execution available upon request.







Dimensions in mm  
Inches are approximate

## HAWA Junior 80/B (mod.) Set

- For 1 sliding door without upper track and lower guide

Version	Item No.
M10 bolt	940.80.004
20 mm (25/32") M10 bolt	940.80.118

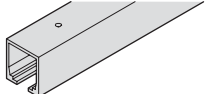
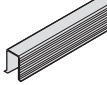

## Set Components

	Description	Material	Finish	Qty./Set		Item No.
				940.80.004	940.80.118	
	Double roller running gear	Aluminum	–	2 pcs.	2 pcs.	940.80.012
	Carrier profile with suspension plate, M10 bolt	–	–	2 pcs.	–	940.80.030
	Carrier profile with suspension plate and 20 mm (25/32") extended M10 bolt	–	–	–	2 pcs.	940.80.031
	Track stopper with adjustable retention spring	Zinc die cast	–	2 pcs.	2 pcs.	940.80.040
	Wall buffer	Rubber	black	1 pc.	1 pc.	940.40.051
	Floor mounted guide, rattle-free	Plastic	black	1 pc.	1 pc.	940.40.031

### Note

Order upper tracks separately. For 2 bi-parting sliding doors, please order 2 sets.

## Individual Components

	Description	Material	Finish	Length	Item No.
	Upper track, pre-drilled	Aluminum	clear anodized	1.4 m (4' 7 1/8")	940.80.140
				1.6 m (5' 3")	940.80.160
				1.8 m (5' 10 7/8")	940.80.180
				2 m (6' 6 3/4")	940.80.200
				2.2 m (7' 2 5/8")	940.80.220
				2.5 m (8' 2 7/16")	940.80.250
				3 m (9' 10 1/8")	940.80.300
				4 m (13' 1 1/2")	940.80.400
				6 m (19' 8 1/4")	940.80.600
	Guide rail, glue-in type	Plastic	black	1.3 m (4' 3 1/8")	940.41.130
	Cover cap, for upper track	Zinc die-cast	chrome matt	–	940.80.021

Confort guides	page 1.198
Angle profile	page 1.196
Sliding door locks	pages 1.357, 1.364-1.368
Flush Pulls	pages 1.363, 1.371-1.373
SoundEx bracket	page 1.197
Soft close	page 1.195
Pull handles	pages 2.10-2.32


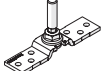

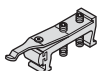

Dimensions in mm  
Inches are approximate

## HAWA Junior 80/Inox Set

- For 1 sliding door without upper track and bottom guide channel

Item No.
940.80.003

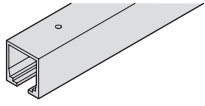
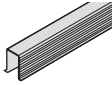


## Set Components

	Description	Material	Finish	Qty.	Item No.
	Double roller running gear	Aluminum	–	2 pcs.	940.81.012
	One-way suspension plate, M10 bolt	Stainless Steel	–	2 pcs.	940.81.028
	Floor mounted guide, rattle-free	Plastic	black	1 pc.	940.40.031
	Track stopper with adjustable retention inox-type nylon	–	–	1 pc.	940.80.042
	Wall buffer	Rubber	black	1 pc.	940.40.051

### Note

Item numbers are valid only for one piece, when ordering individual components, please state the desired amount.  
For 2 bi-parting sliding doors, please order 2 sets.

## Individual Components

	Description	Material	Finish	Length	Item No.
	Upper track, pre-drilled	Aluminum	clear anodized	1.4 m (4' 7 1/8")	940.80.140
				1.6 m (5' 3")	940.80.160
				1.8 m (5' 10 7/8")	940.80.180
				2 m (6' 6 3/4")	940.80.200
				2.2 m (7' 2 5/8")	940.80.220
				2.5 m (8' 2 7/16")	940.80.250
				3 m (9' 10 1/8")	940.80.300
				4 m (13' 1 1/2")	940.80.400
				6 m (19' 8 1/4")	940.80.600
	Guide rail, glue-in type	Plastic	black	1.3 m (4' 3 1/8")	940.41.130
	Assembly wedge, for doors running in the ceiling (2 pcs. per sliding door)	–	–	–	940.80.050
	Cover cap, for upper track	Zinc die-cast	chrome matt	–	940.80.021

**Installation Plan** (included in fitting set), mounting instructions for planning and execution available upon request.











Confort guides	page 1.198
Angle profile	page 1.196
Other lower guide options	page 1.199
SoundEx bracket	page 1.197
Soft close	page 1.195

## HAWA Symmetric 80/Z Set

- For bi-parting sliding doors without upper track and lower guide channel

Item No.
940.81.009

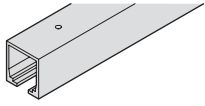



### Set Components

	Description	Material	Finish	Qty.	Item No.
	Double roller running gear	Aluminum	–	4 pcs.	940.80.012
	Two-way suspension plate M10 bolt and mounting screws	Aluminum	silver colored anodized	4 pcs.	940.80.022
	Floor mounted guide, rattle-free	Plastic	black	2 pcs.	940.40.031
	Track stopper with adjustable retention spring	–	–	1 pc.	940.80.040
	Height adjusting pin	Steel	–	1 pc.	940.40.091
	Deflection roller with end stops	–	–	2 pcs.	940.80.086
	Clamping element for fastening ends of the toothed belt	–	–	1 pc.	947.00.055
	Clamping element for fastening continuous toothed belt	–	–	1 pc.	947.00.056
	Toothed belt 10 m (32' 11/16")	Glass-fiber reinforced	black	1 pc.	947.00.037
	Door stop, screw-on	Rubber	black	2 pcs.	940.40.051

### Note

Item numbers are valid only for 1 piece, when ordering individual components, please state the desired amount.  
The toothed belt (length 10 m) is calculated for 2 sliding doors having a maximum width of 1200 mm (3' 11 1/4") each.

### Individual Components

	Description	Material	Finish	Length	Item No.
	Upper track, pre-drilled	Aluminum	clear anodized	1.4 m (4' 7 1/8")	940.80.140
				1.6 m (5' 3")	940.80.160
				1.8 m (5' 10 7/8")	940.80.180
				2 m (6' 6 3/4")	940.80.200
				2.2 m (7' 2 5/8")	940.80.220
				2.5 m (8' 2 7/16")	940.80.250
				3 m (9' 10 1/8")	940.80.300
				4 m (13' 1 1/2")	940.80.400
				6 m (19' 8 1/4")	940.80.600
	Guide rail	Plastic	black	1.3 m (4' 3 1/8")	940.41.130
	Cover cap, for upper track	Zinc die-cast	chrome matt	–	940.80.021
	Door stop, floor mounted	Aluminum	chrome-plated, matt	–	940.40.052

Calculating the upper  
track length (L):  
 $L = CO \times 2 + 120 \text{ mm}$   
(4 3/4")  
CO = Clear opening

Confort guides	page 1.198
Angle profile	page 1.196

Dimensions in mm  
Inches are approximate









## HAWA Junior 120/A Set

- For 1 sliding door without upper track and lower guide channel

Item No.
941.20.008

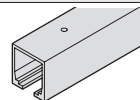
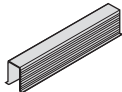

## Set Components

	Description	Material	Finish	Qty.	Item No.
	Double roller running gear	Aluminum	–	2 pcs.	941.20.100
	One-way suspension plate, M12 bolt and mounting screws	–	–	2 pcs.	941.20.022
	Floor mounted guide, rattle-free	Plastic	black	1 pc.	940.40.031
	Track stopper with adjustable retention spring	–	–	1 pc.	941.20.041
	Wall buffer	Rubber	black	1 pc.	940.40.051
	Locking wrench	Steel	galvanized	1 pc.	941.20.091

### Note

Item numbers are valid only for 1 piece, when ordering individual components, please state the desired amount  
Depending on application an additional track stopper has to be ordered with set. For 2 bi-parting sliding doors, please order 2 sets

## Individual Components

	Description	Material	Finish	Length	Item No.
	Upper track, pre-drilled	Aluminum	clear anodized	3 m (9' 10 1/8")	941.20.300
				4 m (13' 1 1/2")	941.20.400
				6 m (19' 8 1/4")	941.20.600
	Guide rail, glue-in type	Plastic	black	1.3 m (4' 3 1/8")	940.41.130
	Cover cap to upper track	Zinc die-cast	chrome matt	–	941.20.029

### Installation Plan

(Included in fitting set), mounting instructions for planning and execution available upon request.

Confort guides	page 1.198
Other lower guide options	page 1.199
Angle profile	page 1.196
SoundEx bracket	page 1.197

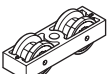






Dimensions in mm  
Inches are approximate

## HAWA Junior 120/B Set

- For 1 sliding door without upper track and lower guide channel

Item No.
941.20.009

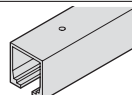
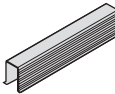


## Set Components

	Description	Material	Finish	Qty.	Item No.
	Double roller running gear	Aluminum	–	2 pcs.	941.20.100
	Carrier profile with suspension plates, M12 bolt and set screw	–	–	2 pcs.	941.20.024
	End caps for carrier profile	Plastic	anthracite	2 pcs.	942.56.029
	Floor mounted guide, rattle-free	Plastic	black	1 pc.	940.40.031
	Track stopper with adjustable retention spring	–	–	1 pc.	941.20.041
	Wall buffer	Rubber	black	1 pc.	940.40.051
	Locking wrench for suspension plate	Steel	galvanized	1 pc.	941.20.091

### Note

Item numbers are valid only for 1 piece, when ordering individual components, please state the desired amount.  
Depending on application an additional track stopper has to be ordered with set. For 2 bi-parting sliding doors, please order 2 sets.

## Individual Components

	Description	Material	Finish	Length	Item No.
	Upper track, pre-drilled	Aluminum	clear anodized	3 m (9' 10 1/8")	941.20.300
				4 m (13' 1 1/2")	941.20.400
				6 m (19' 8 1/4")	941.20.600
	Guide rail, glue-in type	Plastic	black	1.3 m (4' 3 1/8")	940.41.130
	Assembly wedge for doors running in the ceiling (2 pcs. per sliding door)	–	–	–	940.80.050
	Cover cap to upper track	Zinc die-cast	chrome matt	–	941.20.029

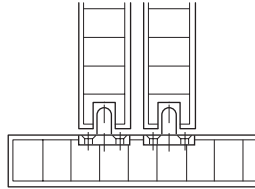
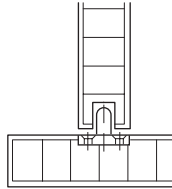
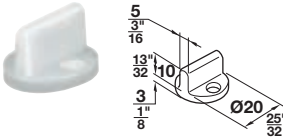
### Installation Plan

(Included in fitting set), mounting instructions for planning and execution available upon request.

Confort guides	page 1.198
Other lower guide options	page 1.199
Angle profile	page 1.196
SoundEx bracket	page 1.197

Dimensions in mm  
Inches are approximate

Lower Guides

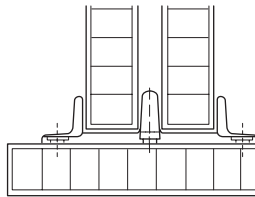
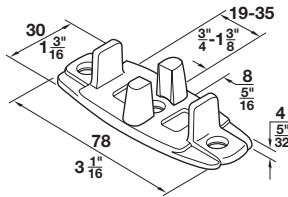



Guide

- Screw mounted
- Recessed into cabinet bottom
- Groove size: 6 x 12 mm (1/4" x 15/32")

Material: Plastic

Color	Item No.
natural	407.01.942

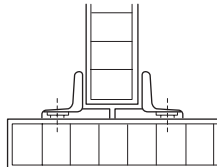
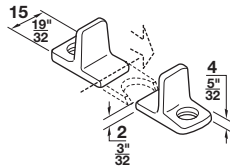


Double Guide

- Screw mounted
- Floor mounted
- No groove required
- Adjustable from 19 – 35 mm (3/4" x 1 3/8") door width

Material: Plastic

Color	Item No.
natural	407.01.951

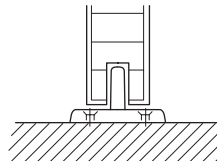
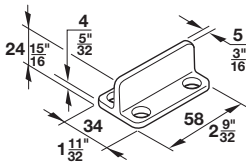


Single Guide

- Screw mounted
- Two-part guide (order 2 pcs. per door)
- Floor mounted
- No groove required
- Guides have to be field-cut to fit door thickness

Material: Plastic

Color	Item No.
natural	407.01.960

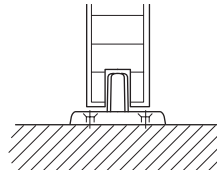
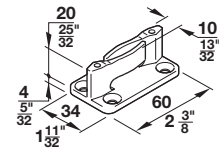


Guide

- Screw mounted
- Floor mounted
- Maximum door weight: 80 kg (176 lbs.)
- Groove size: 6 x 22 mm (1/4" x 7/8")

Material: Plastic

Color	Item No.
gray	407.01.997



Guide

- Screw mounted
- Floor mounted
- Rattle-free
- Maximum door weight: 120 kg (264 lbs.)
- Groove size: 10 x 20 mm (13/32" x 25/32")

Material: Plastic

Color	Item No.
black	940.40.031

Dimensional data not binding. We reserve the right to alter specifications without notice.