

→ HAWA Clipo 16 GPK/GPPK IF Set




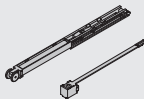
	Version	Supplied With	Item No.
For 2 doors	Clipo 16 GPK IF	4 running gears 2 floor guides 1 door follower 2 door stoppers with clip-in door stopper	405.82.290
	Clipo 16 GPPK IF	4 running gears 2 floor guides 1 door follower 2 door stoppers with clip-in door stopper 4 cover caps	405.82.291

Supplied With
1 set

Note
Only use tempered safety glass

Order Reference
Please order running and guide tracks and glass fixing profiles (GPK: top, GPPK: top and bottom) separately. Soft closing mechanism on one side is possible from pitch length of min. 260 mm (10 1/4"), both sides from 460 mm (18 1/8"). Please order soft closing mechanism set separately.

→ Tracks and Accessories

	Description	Min. top panel thickness	Material	Finish	Length	Item No.
	Glass fixing profile, top and bottom, for glue mounting	–	Aluminum	silver colored, anodized	2.5 m (8' 2 7/16")	405.89.932
	Double upper track, surface mounted, for screw mounting	19 mm (3/4")	Aluminum	silver colored, anodized	2.5 m (8' 2 7/16")	405.90.962
					3.5 m (11' 5 13/16")	405.90.963
	Double upper track, recessed mounted, for screw mounting	19 mm (3/4")	Aluminum	mill	2.5 m (8' 2 7/16")	405.90.972
					3.5 m (11' 5 13/16")	405.90.973
	Soft closing mechanism for retrofitting or for soft closing on both sides, with installation instructions	–	Plastic	–	–	405.10.075

Dimensional data not binding. Dimensions in mm, inches are approximate. We reserve the right to alter specifications without notice.

→ HAWA Clipo 16 HM IF Set

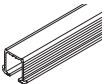
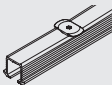


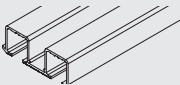

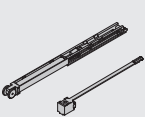


	Version	Supplied with	Item No.
For 1 door	With clip-in door stopper	2 running gears with housings 2 door stoppers with clip-in door stopper 1 floor guide	405.82.220

Supplied With
1 set

Note

Please order running and guide tracks separately. Soft closing mechanism on one side is possible from pitch length of min. 260 mm (10 1/4"), both sides from 460 mm (18 1/8"). Please order soft closing mechanism set for soft closing on both sides separately.

→ Tracks and Accessories

Description		Min. cabinet top thickness	Material	Finish	Length/Door weight	Item No.
Upper track, for gluing into groove (polyurethane glue recommended)		19 (3/4")	Aluminum	mill	2.5 m (8' 2 7/16")	405.87.042
					3.5 m (11' 5 13/16")	405.87.043
Upper track, with rotating fasteners (not suitable for hard wood)		19 (3/4")	Aluminum	mill	2.5 m (8' 2 7/16")	405.87.092
					3.5 m (11' 5 13/16")	405.87.093
Upper track, pre-drilled, for screw mounting	 	30 (1 3/16")	Aluminum	mill	2.5 m (8' 2 7/16")	405.87.082
					3.5 m (11' 5 13/16")	405.87.083
Double upper track, pre-drilled, for screw mounting		19 (3/4")	Aluminum	mill	2.5 m (8' 2 7/16")	405.90.032
					3.5 m (11' 5 13/16")	405.90.033
Lower guide channel, with harpoon ribs		–	Plastic	anthracite	2.5 m (8' 2 7/16")	405.98.517
Soft closing mechanism, optional for screw mounting to housing		–	Plastic	–	<8 kg (17.6 lbs.)	405.10.077
One set includes two mechanisms. Two sets are required for dual soft closing of two doors.		–	Plastic	–	8–16 kg (17.6–35 lbs.)	405.10.075
Service port, for upper track with rotating fasteners (access running gear after installation)		–	Plastic	gray	–	405.83.180
Service port, for upper track for screw mounting (access running gear after installation)		–	Plastic	gray	–	405.83.181

Dimensional data not binding. Dimensions in mm, inches are approximate. We reserve the right to alter specifications without notice.

Flat head screws pages 12.7–12.8, 12.10, 12.13

→ HAWA Clipo 16 H MF Set

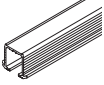
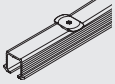


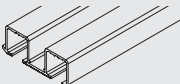

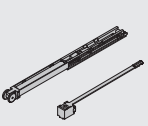


	Version	Supplied with	Item No.
For 2 doors	With clip-in door stopper	4 running gears with housings 1 door follower 2 door stoppers with clip-in door stopper 1 guide Mounting material	405.82.118

Supplied With
1 set

Note

Please order running and guide tracks separately. Soft closing mechanism on one side is possible from pitch length of min. 260 mm (10 1/4"), both sides from 460 mm (18 1/8"). Please order soft closing mechanism set for soft closing on both sides separately.

→ Tracks and Accessories

Description		Min. cabinet top thickness	Material	Finish	Length/Door weight	Item No.
Upper track, for gluing into groove (polyurethane glue recommended)		19 (3/4")	Aluminum	mill	2.5 m (8' 2 7/16")	405.87.042
					3.5 m (11' 5 13/16")	405.87.043
Upper track, with rotating fasteners (not suitable for hard wood)		19 (3/4")	Aluminum	mill	2.5 m (8' 2 7/16")	405.87.092
					3.5 m (11' 5 13/16")	405.87.093
Upper track, pre-drilled, for screw mounting	 	30 (1 3/16")	Aluminum	mill	2.5 m (8' 2 7/16")	405.87.082
					3.5 m (11' 5 13/16")	405.87.083
Double upper track, pre-drilled, for screw mounting		19 (3/4")	Aluminum	mill	2.5 m (8' 2 7/16")	405.90.032
					3.5 m (11' 5 13/16")	405.90.033
Lower guide channel, with harpoon ribs		–	Plastic	anthracite	2.5 m (8' 2 7/16")	405.98.517
Soft closing mechanism, optional for screw mounting to housing		–	Plastic	gray	<8 kg (17.6 lbs.)	405.10.077
One set includes two mechanisms. Two sets are required for dual soft closing of two doors.		–	Plastic	–	8–16 kg (17.6–35 lbs.)	405.10.075
Service port, for upper track with rotating fasteners (access running gear after installation)		–	Plastic	gray	–	405.83.180
Service port, for upper track for screw mounting (access running gear after installation)		–	Plastic	gray	–	405.83.181

Dimensional data not binding. Dimensions in mm, inches are approximate. We reserve the right to alter specifications without notice.

Flat head screws pages 12.7–12.8, 12.10, 12.13

→ HAWA Clipo 16 H IF Set

	Version	Supplied with	Item No.
For 2 doors	With clip-in door stopper	4 running gears with housings 1 door follower 2 door stoppers with clip-in door stopper 2 floor guides	405.82.216


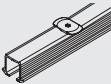

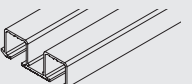

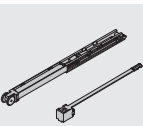


Supplied With

1 set

Note

Please order running and guide tracks separately. Soft closing mechanism on one side is possible from pitch length of min. 260 mm (10 1/4"), both sides from 460 mm (18 1/8"). Please order soft closing mechanism set for soft closing on both sides separately.

→ Tracks and Accessories

Description		Min. cabinet top thickness	Material	Finish	Length/Door weight	Item No.
Upper track, for gluing into groove (polyurethane glue recommended)		19 (3/4")	Aluminum	bright	2.5 m (8' 2 7/16")	405.87.042
					3.5 m (11' 5 13/16")	405.87.043
Upper track, with rotating fasteners (not suitable for hard wood)		19 (3/4")	Aluminum	bright	2.5 m (8' 2 7/16")	405.87.092
					3.5 m (11' 5 13/16")	405.87.093
Upper track, pre-drilled, for screw mounting		30 (1 3/16")	Aluminum	bright	2.5 m (8' 2 7/16")	405.87.082
					3.5 m (11' 5 13/16")	405.87.083
Double upper track, pre-drilled, for screw mounting		19 (3/4")	Aluminum	bright	2.5 m (8' 2 7/16")	405.90.032
					3.5 m (11' 5 13/16")	405.90.033
Lower guide channel, with harpoon ribs		—	Plastic	anthracite	2.5 m (8' 2 7/16")	405.98.517
Soft closing mechanism, optional for screw mounting to housing		—	Plastic	gray	<8 kg (17.6 lbs.)	405.10.077
One set includes two mechanisms. Two sets are required for dual soft closing of two doors.					8 kg–16 kg (17.6–35 lbs.)	405.10.075
Service port, for upper track with rotating fasteners (access running gear after installation)		—	Plastic	gray	—	405.83.180
Service port, for upper track for screw mounting (access running gear after installation)		—	Plastic	gray	—	405.83.181