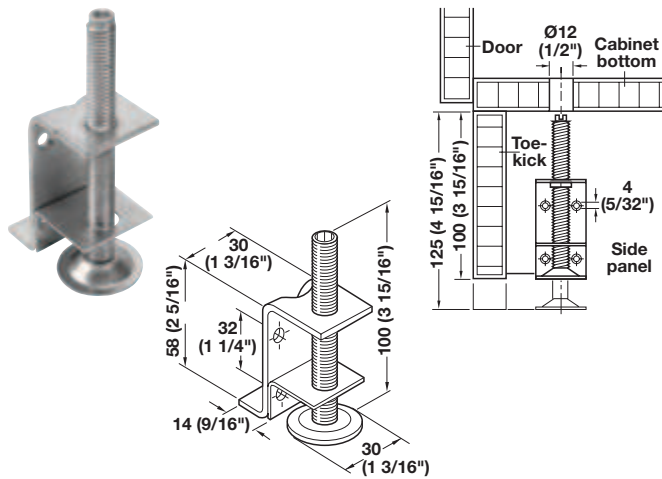


## Levelers

### → Base Leveler



- > With supporting bracket
- > Screw mounted
- > Minimum installation height: 100 mm (4")
- > Adjusts with M5 hex key
- > Adjustment range: + 32 mm (1 1/4")
- > Weight capacity: 150 kg (330 lbs.)
- > Material: Steel

#### Finish

zinc-plated

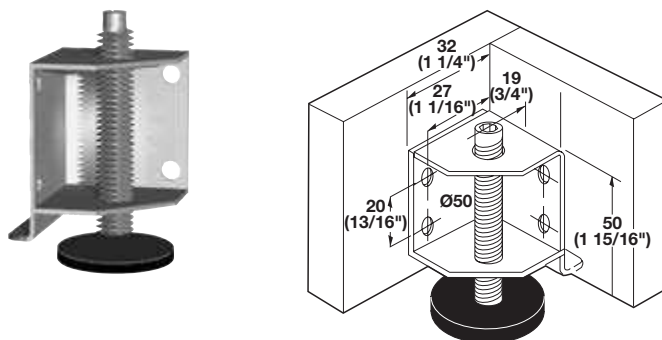
#### Item No.

637.31.941

#### Supplied With

M10 X 100 (4") bolt  
Swiveling base plate

### → Base Leveler



- > With corner support
- > Foot plate swivels for uneven surfaces
- > Provides 20 mm (3/4") of adjustment
- > Weight capacity: 150 kg (330 lbs.)
- > Material: Steel; Cap: Plastic

#### Finish

zinc-plated


#### Item No.

637.37.904

#### Supplied With

M8 x 70 (2 3/4") bolt with M4 hexagonal socket head  
Base plate Ø34 mm (1 5/16") with cap  
2 Left levelers  
2 Right levelers

### → Protective Cap, optional



- > Snaps over swiveling base plate, to the left, order separately
- > Material: Plastic

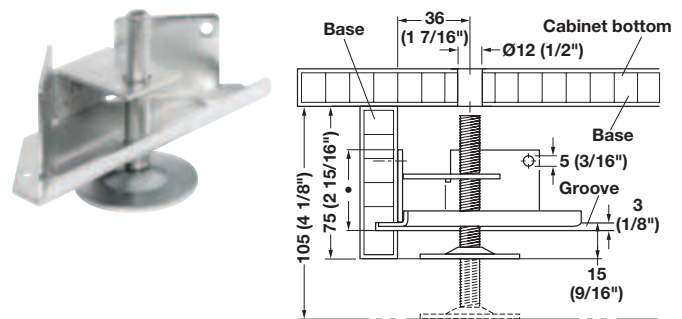
#### Color

white

#### Item No.

637.02.090

### → Base Leveler



- > With supporting bracket
- > Groove or screw mounted
- > Minimum installation height: 75 mm (3")
- > Adjustment range: + 30 mm (1 1/8")
- > Weight capacity: 150 kg (330 lbs.)
- > Material: Steel

#### Finish

zinc-plated

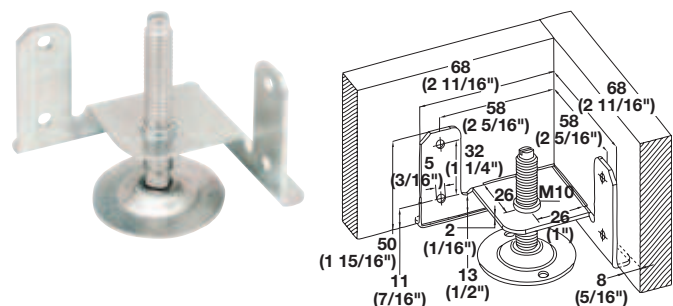
#### Item No.

637.23.900

#### Supplied With

Threaded bolt M10 x 65 mm (2 9/16")  
Hexagon socket M5  
Swiveling base plate Ø50 mm (2")

### → Base Leveler



- > With supporting bracket
- > Groove or screw mounted
- > Provides +50 mm (2") of adjustment
- > Weight capacity: 150 kg (330 lbs.)
- > Material: Steel

#### Finish

zinc-plated

#### Item No.

637.63.900

#### Supplied With

M10 x 70 (2 3/4") bolt with slotted head  
Base plate Ø45 mm (1 3/4")