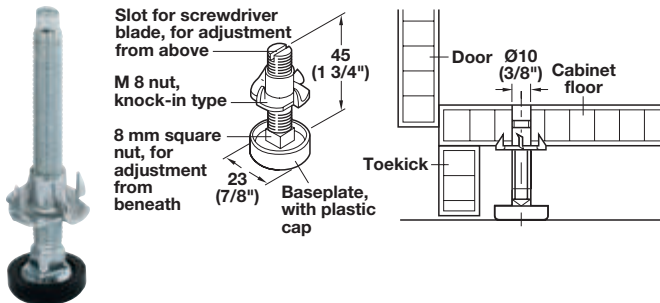


Levelers

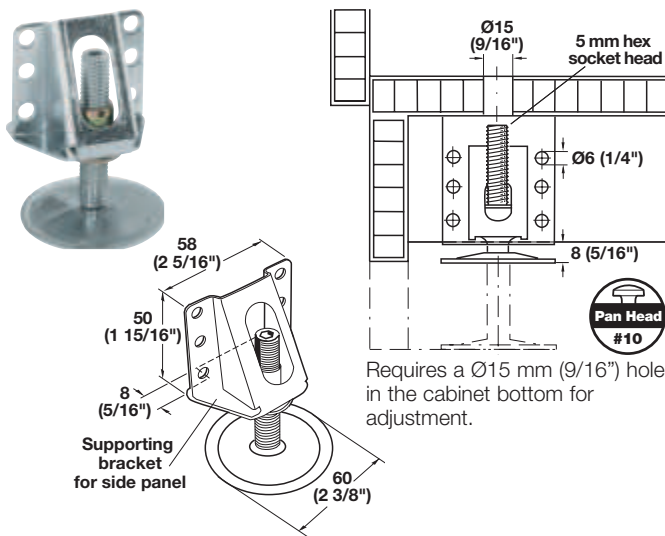
→ Base Leveler Screw



- > M8 X 45 mm (1 3/4\"), with T-nut
- > Material: Steel; Finish: zinc-plated; Cap: Plastic

Cap Color	Item No.
white	637.05.000
black	637.05.300

→ Heavy-duty Base Leveler



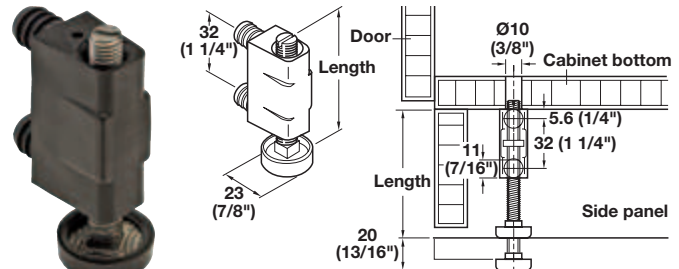
- > With supporting bracket
- > Screw mounted
- > Minimum installation height: 70 mm (2 3/4\"),
- > Adjustment range: +45 mm (1 3/4\"),
- > Weight capacity: 200 kg (440 lbs)
- > Material: Steel

Finish	Item No.
zinc-plated	637.67.900

Supplied With
M12 X 65 (2 9/16\") bolt with M5 mm hexagonal socket head
Base plate

- > Adjustable from above through a hole in cabinet bottom and from below with an open-ended wrench

→ Base Leveler



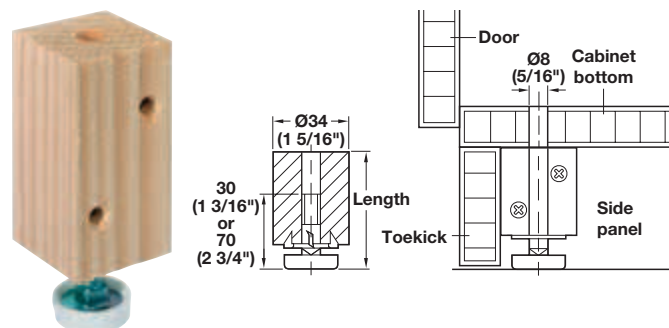
Adjusts from above through a hole in cabinet bottom and from below with an open-ended wrench.

- > With press-fit plugs
- > Minimum installation height: 50 mm (2\"),
- > Adjustment range: +20 mm (3/4\"),
- > Weight capacity: 50 kg (110 lbs.)
- > Material: Leveler and cap: Plastic; Color: black
Bolt: Steel; Finish: zinc-plated

Length	Item No.
60 (2 3/8\")	637.11.320
80 (3 1/16\")	637.11.348

Supplied With
M8 bolt with slotted head
Base plate with cap

→ Base Leveler



- > Material: Steel; Finish: zinc-plated; Mounting block: Wood
Cap: Plastic; Color: white

Length	With M8 x 30 mm (1 3/16\") screw	With M8 x 70 mm (2 3/4\") screw
55 (2 3/16\")	637.12.229	-
80 (3 1/8\")	-	637.12.265