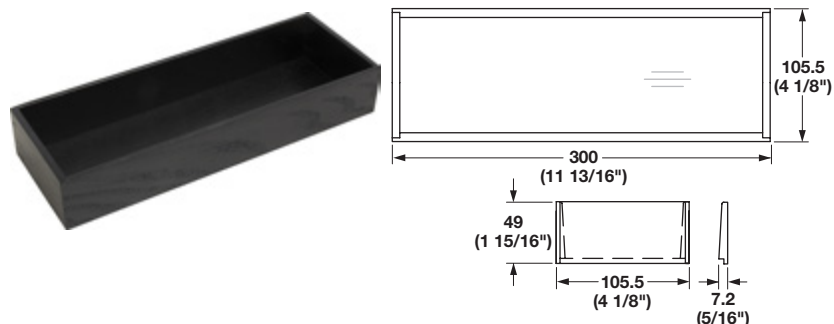



Fineline™ Move

- Configure your own personal drawer organization with boxes in different sizes
- Compartments can be arranged in a variety of sizes by stepless horizontal movement
- Non-slip mats on the cabinet bottom allow for empty spaces within the drawer
- The Fineline Move is elegant but also very strong. The dividers taper down to a wider base where they are glued and stapled in place resulting in beautiful and durable joinery



C

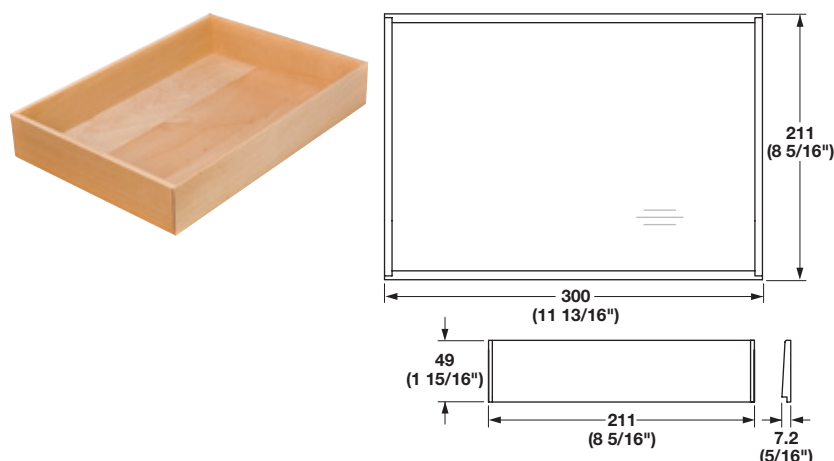
Cutlery Box 1

- Can be used with a cutlery insert, multipurpose insert or the Cutlery Box 2
- W x D x H: 105.5 x 300 x 49 mm
(4 1/8" x 11 13/16" x 1 15/16")

Material	Item No.
Birch	556.88.220
Walnut	556.88.720
Black Ash	556.88.320

Note

A typical 21" deep drawer will use 4 pieces of Cutlery Box 1.



D

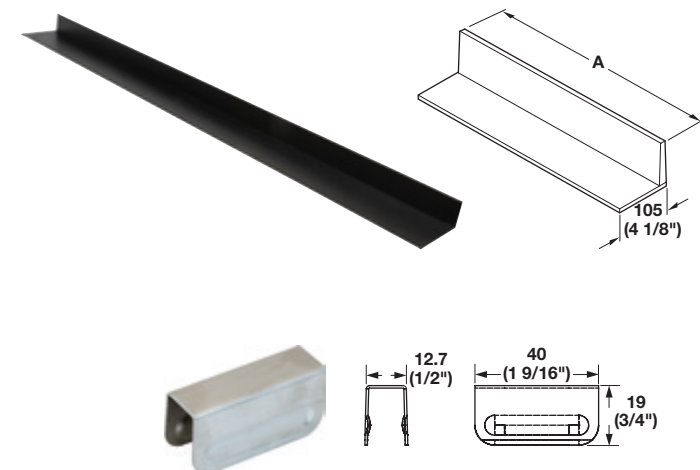
Cutlery Box 2

- Can be used with a cutlery insert, multipurpose insert or the Cutlery Box 1
- W x D x H: 211 x 300 x 49 mm
(8 5/16" x 11 13/16" x 1 15/16")

Material	Item No.
Birch	556.88.221
Walnut	556.88.721
Black Ash	556.88.321

Note

A typical 21" deep drawer will use 2 pieces of Cutlery Box 2.



E

Depth Extension Spacer

Material: MDF veneer; Dividers: Solid Wood

Finish	(A) Actual Width	Item No.
walnut	600 (23 5/8")	556.91.622
	1200 (47 1/4")	556.91.623
birch	600 (23 5/8")	556.91.922
	1200 (47 1/4")	556.91.923
black ash	600 (23 5/8")	556.91.122
	1200 (47 1/4")	556.91.123

Clip for Fineline™ Move

- Designed to hold Fineline Move in place within the drawer
- Adds a beautiful design element to the finish

Material/Finish: 304 Stainless Steel/brushed

Item No.
556.88.096

Dimensions in mm
Inches are approximate

Fineline™

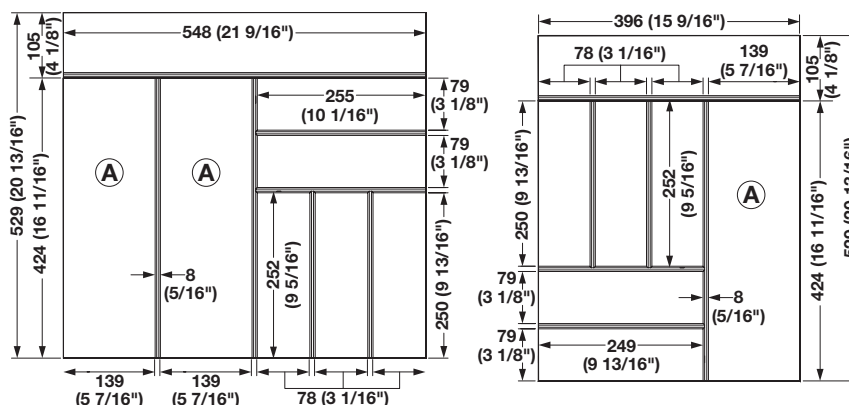
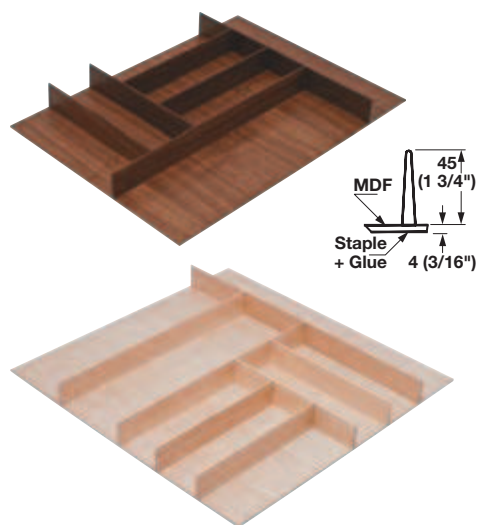


- > Your choice of natural walnut, birch, white oak or black ash
- > Easily trimmed to fit most drawers
- > A large variety of accessories to choose from for increased storage and functionality
- > Beautiful mix of natural wood, stainless steel and aluminum
- > Elegantly tapered dividers for a distinguished "Fineline" look

Note


For outside cabinet widths of 762 mm (30") and 914 mm (36"), see next page.

→ Cutlery Tray



- > Minimum inside drawer depth: 424 mm (16 11/16")
- > Maximum inside drawer depth: 530 mm (20 7/8")
- > Minimum trim width: 257 mm (10 1/8")
- > Material: MDF Veneer; Dividers: solid wood

→ Depth Extension Spacer, optional



- > Material: MDF Veneer; Dividers: solid wood

Finish	Actual Width	Item No.
walnut	600 (23 5/8")	556.91.622
	1200 (47 1/4")	556.91.623
birch	600 (23 5/8")	556.91.922
	1200 (47 1/4")	556.91.923
white oak	600 (23 5/8")	556.91.422
	1200 (47 1/4")	556.91.423
black ash	600 (23 5/8")	556.91.122
	1200 (47 1/4")	556.91.123

Note

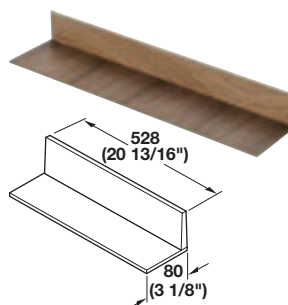
One Depth Extension Spacer is included with each Cutlery Tray; these are only needed when Width Extension Spacers are used.

Finish	For outside cabinet width	Actual Width	Item No.
walnut	457 (18")	396 (15 9/16")	556.87.601
	610 (24")	548 (21 9/16")	556.87.602
birch	457 (18")	396 (15 9/16")	556.87.901
	610 (24")	548 (21 9/16")	556.87.902
white oak	457 (18")	396 (15 9/16")	556.87.411
	610 (24")	548 (21 9/16")	556.87.402
black ash	457 (18")	396 (15 9/16")	556.87.301
	610 (24")	548 (21 9/16")	556.87.302

Supplied with

Cutlery tray, Depth extension spacer

→ Width Extension Spacer, optional

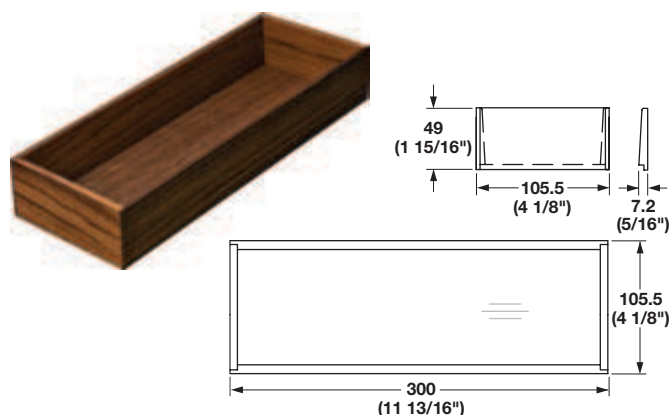


Material	Item No.
Walnut	556.91.611
Birch	556.91.911
White oak	556.91.411
Black ash	556.91.111

Fineline™ Move



→ C - Cutlery Box 1



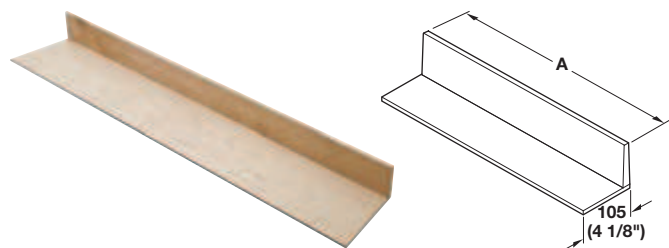
- > Can be used with a cutlery insert, multipurpose insert or the Cutlery Box 2
- > W x D x H: 105.5 x 300 x 49 mm (4 1/8" x 11 13/16" x 1 15/16")

Material	Item No.
Walnut	556.88.720
Birch	556.88.220
Black Ash	556.88.320

Note

A typical 533 mm (21") deep drawer will use 4 pieces of Cutlery Box 1.

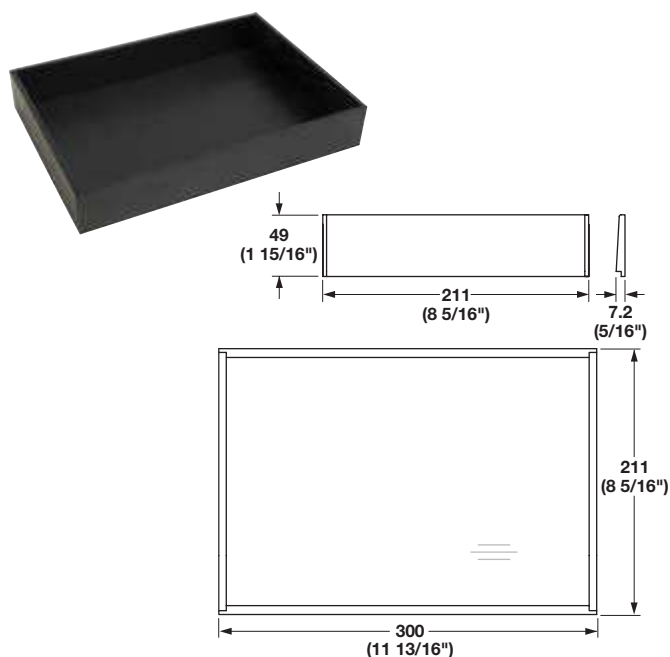
→ E - Depth Extension Spacer



- > Material: MDF Veneer; Dividers: solid wood

Finish	(A) Actual width	Item No.
walnut	600 (23 5/8")	556.91.622
	1200 (47 1/4")	556.91.623
birch	600 (23 5/8")	556.91.922
	1200 (47 1/4")	556.91.923
black ash	600 (23 5/8")	556.91.122
	1200 (47 1/4")	556.91.123

→ D - Cutlery Box 2



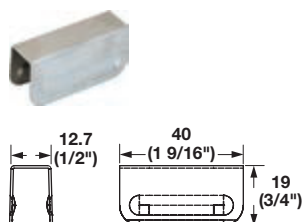
- > Can be used with a cutlery insert, multipurpose insert or the Cutlery Box 1
- > W x D x H: 211 x 300 x 49 mm (8 5/16" x 11 13/16" x 1 15/16")

Material	Item No.
Walnut	556.88.721
Birch	556.88.221
Black Ash	556.88.321

Note

A typical 533 mm (21") deep drawer will use 2 pieces of Cutlery Box 2.

→ Clip for Fineline Move



- > Designed to hold Fineline Move in place within the drawer
- > Adds a beautiful design element to the finish
- > Material: 304 Stainless Steel, brushed

Item No.
556.88.096

Dimensional data not binding. Dimensions in mm, inches are approximate. We reserve the right to alter specifications without notice.