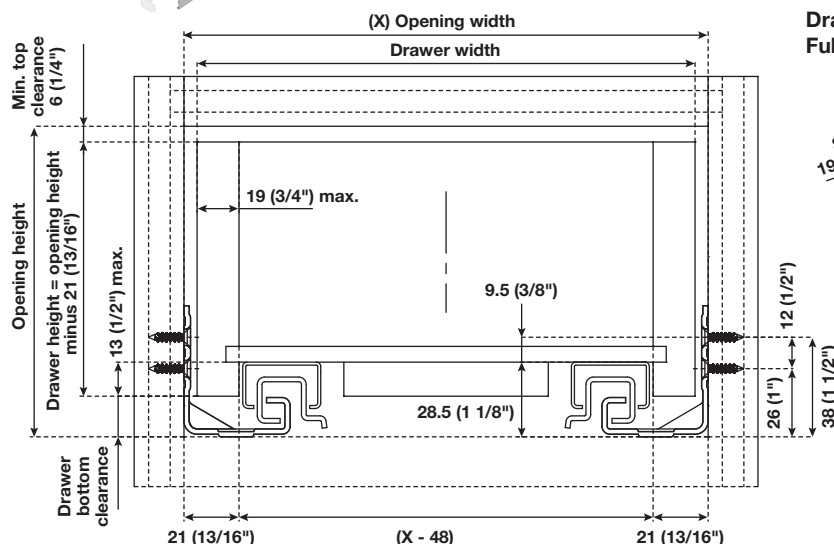


## Salice Full Extension

### → Progressa<sup>+</sup> Push - 19

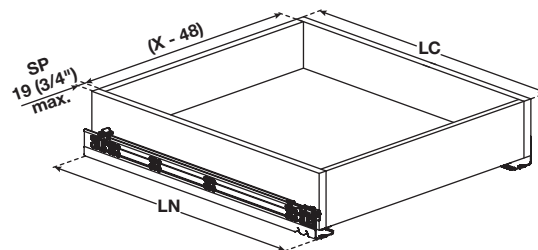


- > Weight capacity: Dynamic: 70 kg (154 lbs.)  
Static: 77 kg (170 lbs.)
- > Full extension with a synchronized mechanism
- > Integrated push opening
- > Elongated holes for depth and height adjustment
- > Adjustable clips allow for easy drawer insertion and removal
- > Tool-less height adjustments: +2.5 mm (3/32")
- > Tool-less side adjustments: ±1.5 mm (1/16")
- > Tool-less depth adjustments: +/-3 mm (1/8")
- > For 19 mm (3/4") drawer box
- > 100% made in Italy
- > Material: Steel; Finish: bright zinc-plated



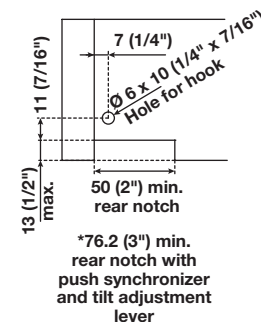
### Drawer dimensions and drilling

Full-extension runner for 19 mm (3/4") drawer material



SP = Drawer side thickness  
LN = Nominal runner length  
LC = Drawer length

### Drawer back preparation



### → For Face Frame Construction - 19

Drawer length LC	Runner length LN	Min. inside cabinet depth w/ metal socket	Max. inside cabinet depth w/ metal socket	Min. inside cabinet depth	Item No.
381 (15")	390 (15 7/16")	402 (15 27/32")	447 (17 9/16")	399 (15 25/32")	421.23.320
457 (18")	466 (18 13/32")	478 (18 27/32")	523 (20 9/16")	475 (18 25/32")	421.23.321
533 (21")	542 (21 13/32")	554 (21 29/32")	599 (23 17/32")	551 (21 13/16")	421.23.322

### → For Frameless Construction - 19

Drawer length LC	Runner length LN	Min. inside cabinet depth	Item No.
457 (18")	465 (18 13/32")	474 (18 27/32")	421.23.391
533 (21")	541 (21 13/32")	550 (21 13/16")	421.23.392
610 (24")	618 (24 15/32")	627 (24 25/32")	421.23.393
686 (27")	694 (27 7/16")	703 (27 29/32")	421.23.394
762 (30")	770 (30 7/16")	779 (30 15/16")	421.23.395


#### Note

Required clips and accessories, see page 8.62F.

For drawers wider than 762 mm (30"), a synchronizer kit is recommended, see page 8.62F.

Salice Full Extension Accessories

→ Clips, required



- > Standard mount
- > Tool-free lateral and depth adjustments
- > Pre-drilled Ø2.5 mm (3/32") hole is recommended
- > Material: Plastic/Steel

Version	Item No.
without flange	421.23.006
with flange	421.23.007
narrow with flange	421.23.008

**Supplied with**  
Right/left clips

→ Tilt Adjustment Levers




- > 76 mm (3") notching required
- > Material: Plastic

Item No.
421.23.009

**Supplied with**  
Right/left levers

→ Rear Bracket



standard

narrow


- > Material: Steel; Finish: zinc-plated

Version	Item No.
standard	421.23.050
narrow	421.23.051

**Note**

Sold in pieces. Use of rear brackets alone for loads greater than 75 lbs. is not recommended.

→ Progressa+ Push Synchronizer



- > Ensures that wider drawers can be opened with minimal effort
- > For full access or blocked out face frame applications
- > Applying pressure on any part of the drawer front, even at the extremities, is sufficient for the Push devices to release and consequently open the drawer
- > The synchronizer can be used with any drawer width but functions best with drawers wider than 762 mm (30")
- > Internal cabinet width: min. 280 mm (11"); max. 1305 mm (51 3/8")
- > Length: 1150 mm (45 9/32") – can be cut to size

Item No.
421.23.060

**Supplied With**  
Stabilizer bar  
2 driver pins  
2 carrier plates

**Note**

For drawers wider than 762 mm (30"), a synchronizer kit is recommended.

