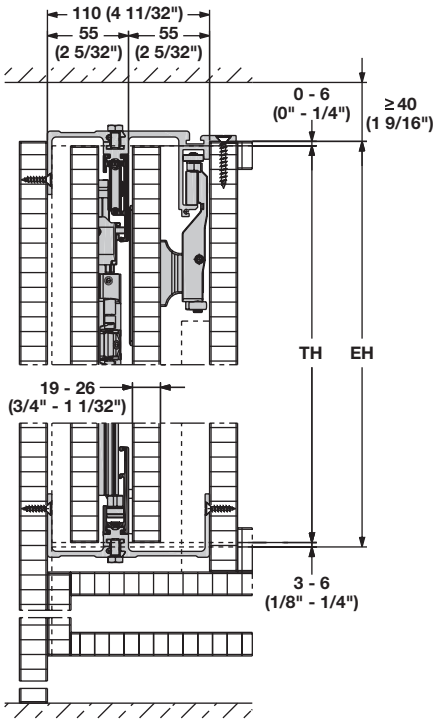
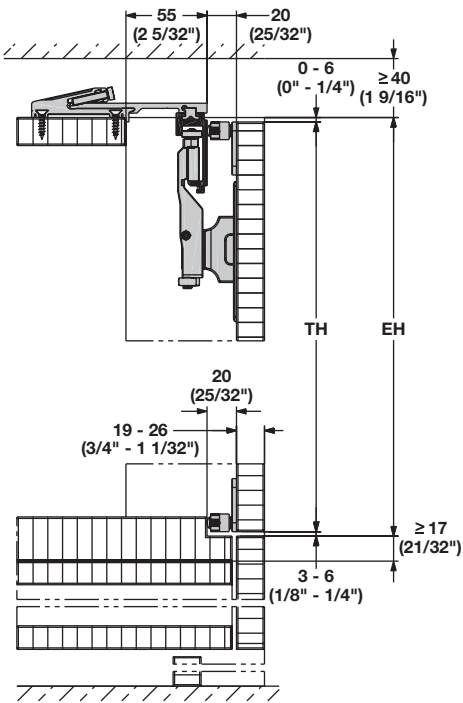
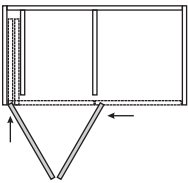


HAWA Folding Concepta 25

→ Doors from worktop to cabinet top panel

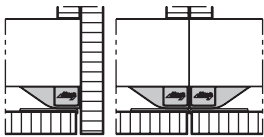


Left-hand installation



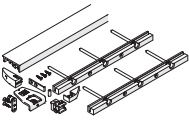
→ Accessories - Cabinet Bottom Profile

- > The cabinet bottom profile is the ideal complement to the Folding Concepta 25 for folding doors that overlay the top and bottom cabinet panel
- > The leading ramp makes sure that the folding doors are flush when closed
- > With leading ramp and drilling jig
- > Material: Aluminum



Position of cabinet bottom profile and leading ramp for a 2-door and 4 door application

Finish	Length	Item No.
clear anodized	1.3 m (51 3/16")	408.30.961
clear anodized	2.0 m (78 3/4")	408.30.432
black anodized	1.3 m (51 3/16")	408.30.430
black anodized	2.0 m (78 3/4")	408.30.431



Supplied With
Leading ramp
Drilling jig

Dimensional data not binding. Dimensions in mm, inches are approximate. We reserve the right to alter specifications without notice.