

### → HAWA Clipo 16 GPK/GPPK IF Set




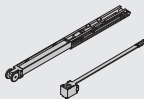
	Version	Supplied With	Item No.
For 2 doors	Clipo 16 GPK IF	4 running gears 2 floor guides 1 door follower 2 door stoppers with clip-in door stopper	405.82.290
	Clipo 16 GPPK IF	4 running gears 2 floor guides 1 door follower 2 door stoppers with clip-in door stopper 4 cover caps	405.82.291

**Supplied With**  
1 set

**Note**  
Only use tempered safety glass

**Order Reference**  
Please order running and guide tracks and glass fixing profiles (GPK: top, GPPK: top and bottom) separately. Soft closing mechanism on one side is possible from pitch length of min. 260 mm (10 1/4"), both sides from 460 mm (18 1/8"). Please order soft closing mechanism set separately.

### → Tracks and Accessories

	Description	Min. top panel thickness	Material	Finish	Length	Item No.
	Glass fixing profile, top and bottom, for glue mounting	–	Aluminum	silver colored, anodized	2.5 m (8' 2 7/16")	405.89.932
	Double upper track, surface mounted, for screw mounting	19 mm (3/4")	Aluminum	silver colored, anodized	2.5 m (8' 2 7/16")	405.90.962
					3.5 m (11' 5 13/16")	405.90.963
	Double upper track, recessed mounted, for screw mounting	19 mm (3/4")	Aluminum	mill	2.5 m (8' 2 7/16")	405.90.972
					3.5 m (11' 5 13/16")	405.90.973
	Soft closing mechanism for retrofitting or for soft closing on both sides, with installation instructions	–	Plastic	–	–	405.10.075

Dimensional data not binding. Dimensions in mm, inches are approximate. We reserve the right to alter specifications without notice.