

→ HAWA Clipo 36 H IF Set

	Supplied with	Item No.
For 2 doors	4 running gears with housings 1 door follower 2 guides 4 door stoppers with clip-in door stopper Mounting material	405.02.404
For 3 doors	6 running gears with housings 3 guides 4 door stoppers with clip-in door stopper 2 buffers Mounting material	405.02.405

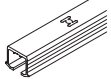
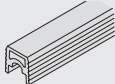

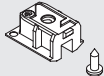
Supplied With

1 set

Note

Please order running and guide tracks separately. Soft closing mechanism on one side is possible from pitch length of min. 260 mm (10 1/4"), both sides from 460 mm (18 1/8"). Please order soft closing mechanism set for soft closing on both sides separately.

→ Tracks and Accessories

Description		Material	Finish	Length/Door weight	Item No.
Upper track, pre-drilled, for screw mounting		Aluminum	anodized silver	2.5 m (8' 2 7/16")	405.00.622
				3.5 m (11' 5 13/16")	405.00.623
Lower guide channel		Plastic	gray	2.5 m (8' 2 7/16")	406.73.803
				3.5 m (11' 5 13/16")	406.73.804
Soft closing mechanism, optional for screw mounting to housing		Plastic	gray	up to 26 kg (57 lbs.)	405.10.074
One set includes two mechanisms. Two sets are required for dual soft closing of two doors.				26–36 kg (57–79 lbs.)	940.48.045
Service port for upper track (access running gear after installation)		Plastic	gray	–	405.00.072

Dimensional data not binding. Dimensions in mm, inches are approximate. We reserve the right to alter specifications without notice.