

→ HAWA Clipo 26 GR IF Set


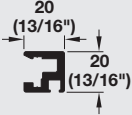
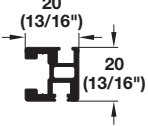
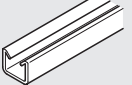

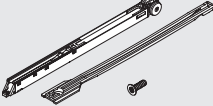
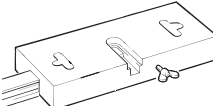
	Supplied With	Item No.
For 2 doors	4 running gears 2 floor guides 8 corner brackets (4 each left/right) 1 door follower 4 door stoppers with clip-in door stopper	405.00.007

Supplied With
1 set

Note

Please order one soft closing mechanism for each door for soft opening and soft closing action separately with pitch lengths of running gears from 460 mm (18 1/8") and above.

→ Tracks and Accessories

	Description	Material	Finish	Length	Item No.
	Single upper track, pre-drilled, for screw mounting	Aluminum	anodized, silver	2.5 m (8' 2 7/16")	405.00.622
				3.5 m (11' 5 13/16")	405.00.623
	Door frame profile, top/vertical	Aluminum	anodized, silver	2.5 m (8' 2 7/16")	401.64.902
	Door frame profile, bottom	Aluminum	anodized, silver	2.5 m (8' 2 7/16")	401.66.902
	Gasket, for aluminum frame profile	Plastic	gray	2.5 m (8' 2 7/16")	401.65.526
	Track end piece	Plastic	gray	—	405.00.072
	Soft closing mechanism for door weights up to 15 kg (33 lbs.)	Plastic and Aluminum	—	—	405.10.073
	Soft closing mechanism for door weights up to 26 kg (57.2 lbs.)				405.10.074
	Routing jig for top and vertical door frame profile	—	—	—	401.80.001

Dimensional data not binding. Dimensions in mm, inches are approximate. We reserve the right to alter specifications without notice.