

### → Häfele Slido F-Line21 12D Set

	Version	Supplied With	Item No.
For 1 door	With clip-in door stopper	2 running gears 2 door stoppers with clip-in door stopper 1 set of guides, cover caps and mounting aid	402.33.032
	With soft closing mechanism on both sides, 12 kg (26 lbs.)	2 running gears with soft closing mechanism 2 door stoppers for soft closing mechanism 1 set of guides, cover caps and mounting aid	402.33.037
For 2 doors	With clip-in door stopper	4 running gears 4 door stoppers with clip-in door stopper 1 door follower 2 sets of guides, cover caps and mounting aid	402.33.034
	With soft closing mechanism on one side, 12 kg (26 lbs.)	4 running gears (2 with soft closing mechanism) 4 door stoppers (2 with clip-in door stopper, 2 for soft closing mechanism) 1 door follower 2 sets of guides, cover caps and mounting aid	402.33.038
	With soft closing mechanism on both sides, 12 kg (26 lbs.)	4 running gears with soft closing mechanism 4 door stoppers for soft closing mechanism 1 door follower 2 sets of guides, cover caps and mounting aid	402.33.039


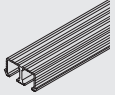

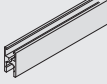
#### Supplied With

1 set

#### Note

Please order running and guide tracks separately. For cabinets with more than 3 doors, please order following sets: 1 set for 1 door and 1 set for 2 doors. The pitch length of the running gears must be min. 245 mm (9 5/8") with soft closing mechanism on one side and min. 425 mm (16 3/4") with soft closing mechanism on both sides.

### → Tracks and Accessories

Description		Min. cabinet top thickness	Material	Finish	Length	Item No.
Single top running track, for press fitting and glue mounting into groove 16 mm (5/8") or for screw mounting with countersunk head screws 3 mm (1/8")		Glue mounting: Min. 19 (3/4"); Screw mounting: Min. 30 (1 3/16")	Aluminum	mill, visible areas grooved	2.5 m (8' 2 7/16")	402.33.642
					3.5 m (11' 5 13/16")	402.33.643
Double top running track, for press fitting and glue mounting into groove 16 mm (5/8") or for screw mounting with countersunk head screws Ø3.5 mm (1/8")		Glue mounting: Min. 19 (3/4"); Screw mounting: Min. 30 (1 3/16")	Aluminum	mill, visible areas grooved	2.5 m (8' 2 7/16")	402.33.600
					3.5 m (11' 5 13/16")	402.33.601
Single top running track, for screw mounting with countersunk head screws Ø3.5 mm (1/8")		-	Aluminum	silver colored anodized	2.5 m (8' 2 7/16")	402.30.642
					3.5 m (11' 5 13/16")	402.30.643
Glass door profile, for top and bottom		-	Aluminum	Front: silver colored, anodized Back: brushed	2.5 m (8' 2 7/16")	402.33.700
					3.5 m (11' 5 13/16")	402.33.701

Dimensional data not binding. Dimensions in mm, inches are approximate. We reserve the right to alter specifications without notice.

Sliding and Roller Shutter Systems