

→ Häfele Slido F-Line21 20A Set





	Version	Supplied with	Item No.
For 1 door	With clip-in door stopper	2 running gears 2 door stoppers with clip-in door stopper 2 guides 1 service port 1 mounting aid	402.33.029
	With soft closing mechanism on both sides	2 running gears with soft closing mechanism 2 door stoppers for soft closing mechanism 2 guides 1 mounting aid	402.33.031

Supplied With
1 set

Note

Please order running and guide tracks separately. The pitch length of the running gears must be min. 425 mm (16 3/4") with soft closing mechanism on both sides.

→ Tracks and Accessories

Description		Min. cabinet top thickness	Material	Finish	Length	Item No.
Single upper running track, for glue mounting into 16 mm (5/8") groove or for screw mounting with 3.0 mm flat head screws		19 (3/4") (gluing)	Aluminum	mill	2.5 m (8' 2 7/16")	402.33.642
		30 (1 3/16") (screw mount)			3.5 m (11' 5 13/16")	402.33.643
Single upper running track, for screw mounting		19 (3/4")	Aluminum	silver colored anodized	2.5 m (8' 2 7/16")	402.30.642
					3.5 m (11' 5 13/16")	402.30.643
Lower guide channel, for glue mounting into 6 mm (1/4") groove		–	Plastic	gray	2.5 m (8' 2 7/16")	402.30.802
					3.5 m (11' 5 13/16")	402.30.803
Flat head screw 3.0 x 1/2", Phillips drive for screw mounted upper running tracks		–	Steel	zinc-plated	12 mm (1/2")	402.33.010

Note

Polyurethane glue recommended for groove mounted tracks.