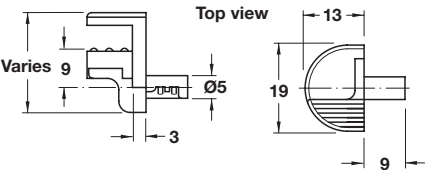


Supports for Glass Shelves

> Shelf width must be 6–7 mm less than the inside cabinet width

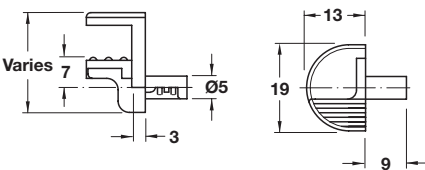
→ Ø5 mm



- > For insertion and tightening in a drilled hole
- > Variable for different glass thickness: 6/8/10 mm
- > Material: Zinc Alloy; Glass rest: Plastic, transparent

Finish	Item No.
nickel-plated	282.13.711

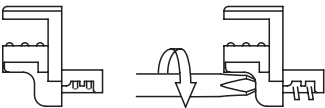
→ Ø5 mm



- > Variable for different glass thickness: 8/10/12 mm

Finish	Item No.
nickel-plated	282.13.712

Tightening in drilled hole Ø5 mm



After the shelf support has been tightened in the side panel the glass shelf is put into place...



...then the tightening element is inserted.



Pressing down on the tightening element fixes the glass shelf in position. The shelf support prevents it from tipping as well as being unintentionally lifted and removed.