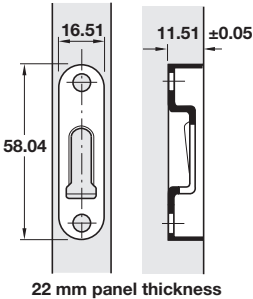


Modular Connectors

- > For 22 mm panels
- > Pan head screws used to attach bracket to panel

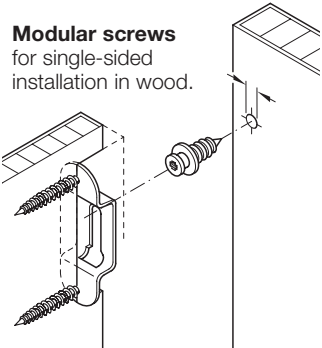
→ Non-Locking Connector



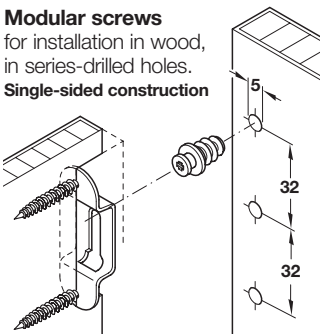
> Material: Steel

Finish	Mfg. #	Item No.
black phosphate	6063-PH	262.47.077


Modular screws
for single-sided
installation in wood.



Modular screws
for installation in wood,
in series-drilled holes.
Single-sided construction

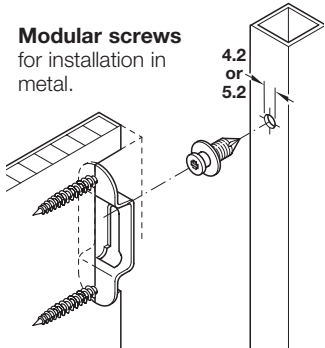


Double-sided
construction

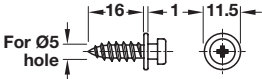


SYSTEM
VARIANTA 32

Modular screws
for installation in
metal.



→ Modular Screw



- > With wood screw thread
- > Material: Steel, galvanized

Mfg. #	Item No.
6165	262.47.889