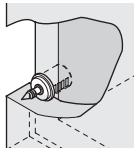
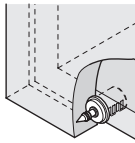


Recessed Catches

These magnetic catches can be installed ...



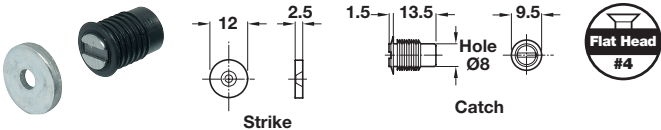
... in the face edge
of the cabinet
side panel ...



... or cabinet shelf

- > For end-drilled installation in cabinet face edges
- > Press-fit or glued

→ Catch



- > Catch: press-fit, fixed
- > Strike: screw mounted, fixed
- > Pull: approximately 2 kg (4.5 lbs)
- > Material: Catch: Plastic; Strike: Chromed metal

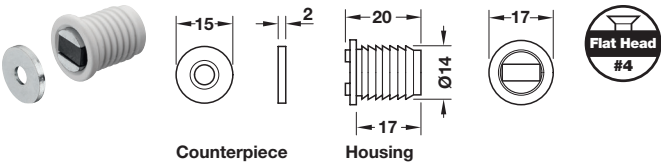
Color

black

Item No.

246.01.312

→ Catch



- > Catch: press-fit, fixed
- > Strike: screw mounted, fixed
- > Pull: approximately 3.5 kg
- > Material: Catch: Plastic; Strike: Chromed metal

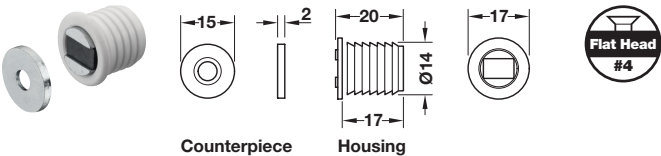
Color

white

Item No.

246.19.702

→ Catch



- > Catch: press-fit, fixed
- > Strike: screw mounted, fixed
- > Pull: approximately 4.5 kg
- > Material: Catch: Plastic; Strike: Chromed metal

Color

white

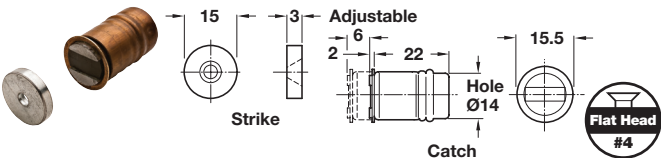
brown

Item No.

246.19.701

246.19.101

→ Catch



- > Catch: glued, adjustable
- > Strike: screw mounted, fixed
- > Pull: approximately 5 kg (11 lbs.)
- > Material: Catch: Brass; Strike: Chromed metal

Finish

nickel-plated

Item No.

246.02.211

Dimensional data not binding. Dimensions in mm, inches are approximate. We reserve the right to alter specifications without notice.

Flat head wood screws	page 12.13
Flat head screws	pages 12.7–12.8, 12.10, 12.13