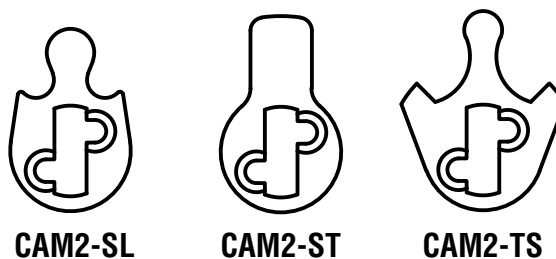
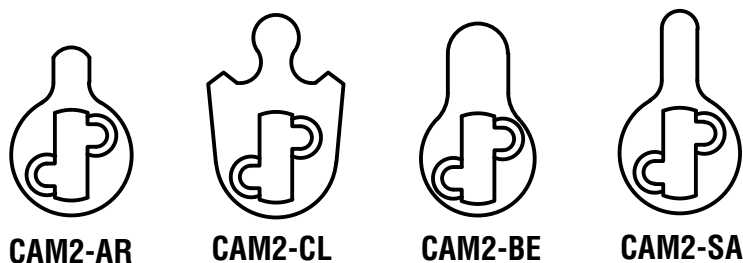


Cams for SFIC & LFIC Mortise Housings (except for ICS and YCM)

The cams shown below are actual size.

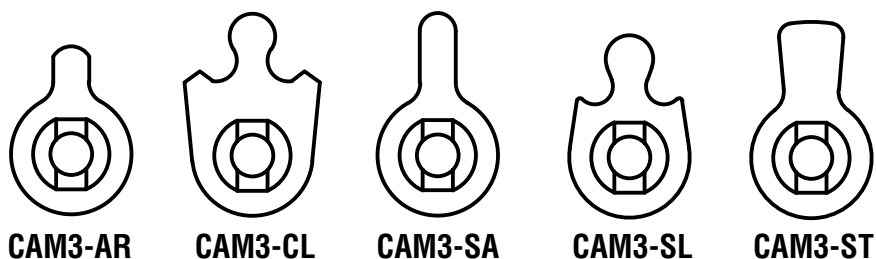
Cam #	Description
CAM2-AR	AdamsRite Cam
CAM2-CL	Corbin Cam
CAM2-BE	Best Cam
CAM2-SA	Sargent Cam
CAM2-SL	Schlage Cam
CAM2-ST	Yale Cam
CAM2-TS	Falcon/Saflok Cam



Cams for ICS Large Format IC Housings

The cams shown below are actual size.

Cam #	Description
CAM3-AR	AdamsRite Cam
CAM3-CL	Corbin Cam
CAM3-SA	Sargent Cam
CAM3-SL	Schlage Cam
CAM3-ST	Yale Cam



YCM mortise housing uses Cam1, see page 7.

