

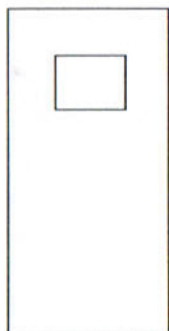


Five Lakes
Manufacturing

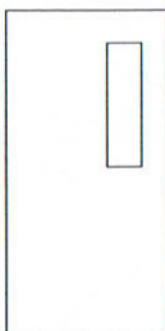


24400 Capital Blvd.
Clinton Twp., MI 48036
P- 586.463.4123
F- 586.463.4142
www.fivelakesmfg.com

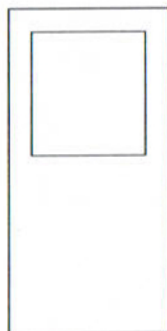
DOOR ELEVATION SHEET




V = VISION
W ____ X H ____
____ " TOP
____ " SIDE



**NV = NARROW
VISION**
W ____ X H ____
____ " TOP
____ " SIDE



HG = HALF GLASS
W ____ X H ____
____ " TOP
____ " SIDES



FG = FULL GLASS
W ____ X H ____
____ " TOP
____ " SIDES



LV = LOUVER
W ____ X H ____
____ " BOTTOM
____ " SIDES



D = DUTCH
____ " TOP LEAF
____ " BOTTOM LEAF




F = FLUSH




ELEVATION ____



ELEVATION ____



ELEVATION ____



ELEVATION ____

NOTE: All Lite/Louver cutouts must maintain 6" minimum from any edge of door including hardware cutouts to meet warranty and labeling requirements. Be sure that margins do not conflict with any surface applied hardware.

DATE:	REVISIONS:	BY:	JOB NAME:	DATE:	SHEET # ____
			DRAWN BY:		OF # ____
			CONTRACT/JOB#:		