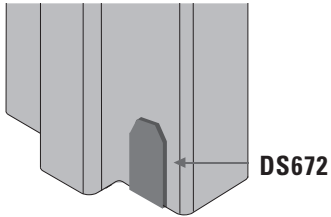
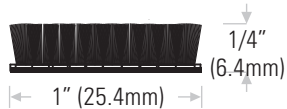


The Pile Pad

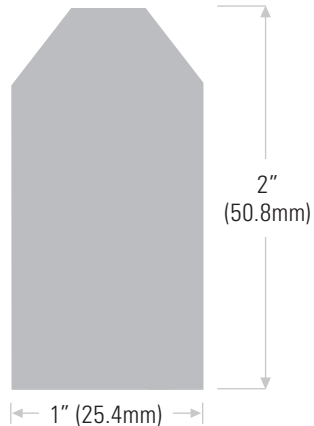


Apply to corner of jamb on hinge side to seal against air & light infiltration. May also be used on latch side.



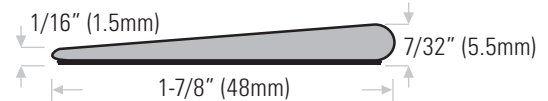
DS672W Corner seal pad, white pile, adhesive-backed

DS672BL Corner seal pad, black pile, adhesive-backed



The Wedge Pad

Wedge shaped (EPDM) adhesive-backed. Will not wick water. Apply to corner of jamb on hinge side to seal against air & light infiltration. May also be used on latch side.



DS2626BL Black
DS2626W White